



PACIFIC MILLENNIUM PACKAGING GROUP CORPORATION

國際濟豐包裝集團

(Incorporated in the Cayman Islands with limited liability)

Stock code : 1820

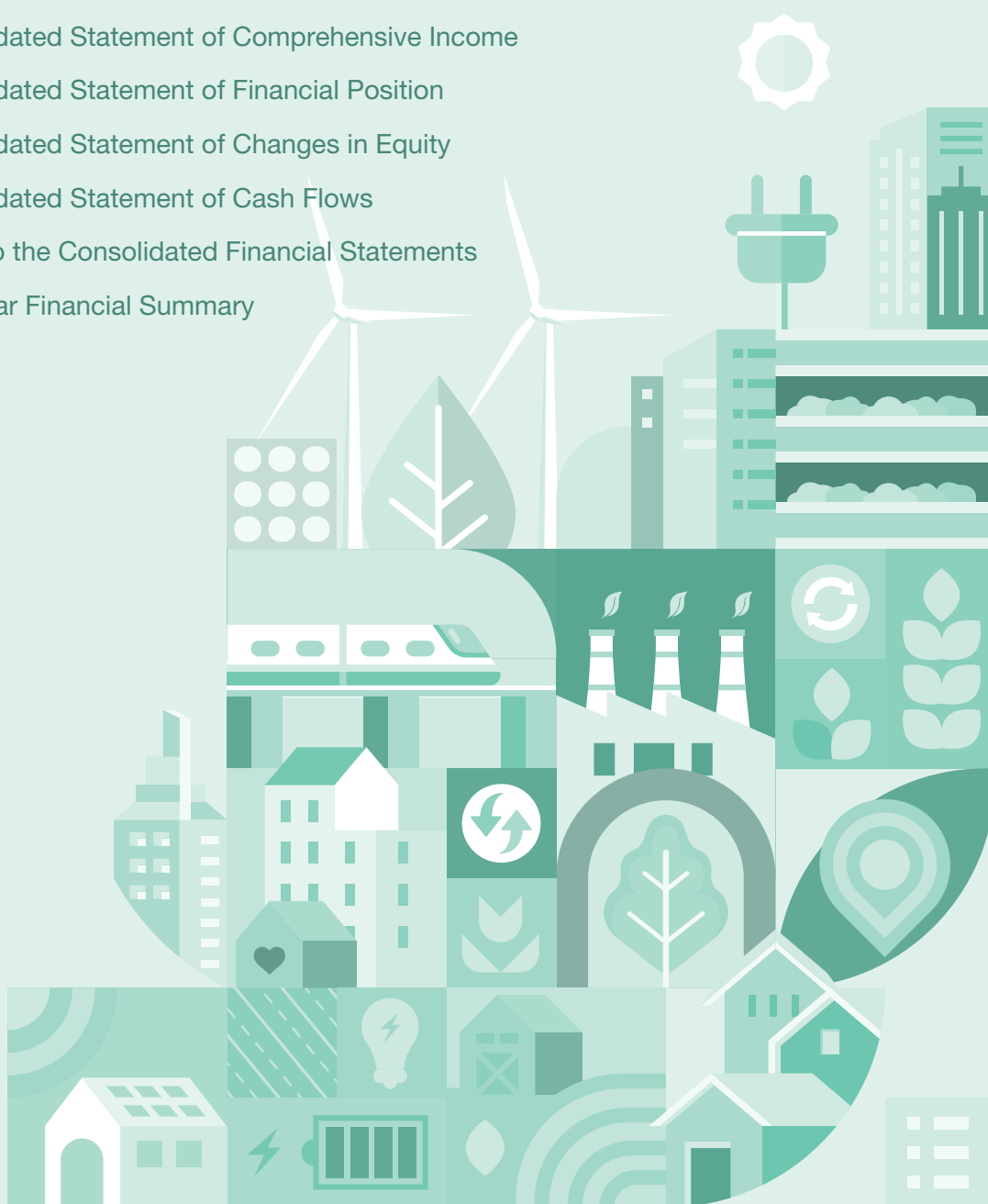
Annual Report

2023



CONTENTS

2	Corporate Information
3	Chairman's Statement
5	Management Discussion and Analysis
10	Biographies of Directors and Senior Management
13	Report of the Directors
25	Corporate Governance Report
34	Independent Auditor's Report
38	Consolidated Statement of Comprehensive Income
39	Consolidated Statement of Financial Position
41	Consolidated Statement of Changes in Equity
43	Consolidated Statement of Cash Flows
45	Notes to the Consolidated Financial Statements
96	Five-Year Financial Summary





Corporate Information

BOARD OF DIRECTORS

Executive Directors

Mr. Cheng Hsien-Chun (*Chairman*)
Mr. Philip Tan

Non-executive Director

Mr. Chow Tien-Li

Independent Non-executive Directors

Mr. Wang Jisheng
Mr. Kiang Tien Sik David
Dr. Su Morley Chung Wu

AUDIT COMMITTEE

Mr. Kiang Tien Sik David (*Chairman*)
Mr. Chow Tien-Li
Dr. Su Morley Chung Wu
Mr. Wang Jisheng

REMUNERATION COMMITTEE

Mr. Wang Jisheng (*Chairman*)
Mr. Cheng Hsien-Chun
Dr. Su Morley Chung Wu

NOMINATION COMMITTEE

Mr. Cheng Hsien-Chun (*Chairman*)
Mr. Wang Jisheng
Mr. Kiang Tien Sik David

ENVIRONMENT COMMITTEE

Dr. Su Morley Chung Wu (*Chairman*)
Mr. Cheng Hsien-Chun
Mr. Kiang Tien Sik David

COMPANY SECRETARY

Ms. Fu Chanyi

AUDITOR

BDO Limited
Certified Public Accountants and
Registered Public Interest Entity Auditor
25th Floor, Wing On Centre
111 Connaught Road Central
Central, Hong Kong

PRINCIPAL BANKER

Shanghai Pudong Development Bank Co., Ltd.
Jiading Sub-branch
No. 199, Bole Road
Shanghai, PRC

REGISTERED OFFICE

P.O. Box 472, 2nd Floor
Harbour Place
103 South Church Street
George Town
Grand Cayman KY1-1106
Cayman Islands

HEADQUARTERS AND HEAD OFFICE

A303, 3rd Floor
Block 2
No. 398 Tian Lin Road
Shanghai, PRC

PRINCIPAL PLACE OF BUSINESS IN HONG KONG

Suite 2104, 21st Floor, Tower 2
Lippo Centre, 89 Queensway
Hong Kong

PRINCIPAL SHARE REGISTRAR AND TRANSFER OFFICE

International Corporation Services Ltd.
P.O. Box 472, 2nd Floor
Harbour Place
103 South Church Street
George Town
Grand Cayman KY1-1106
Cayman Islands

HONG KONG SHARE REGISTRAR

Computershare Hong Kong Investor Services Limited
Shops 1712–1716
17th Floor, Hopewell Centre
183 Queen's Road East, Wanchai
Hong Kong

STOCK CODE

1820

COMPANY'S WEBSITE

<http://www.pmpgc.com>



Chairman's Statement

Dear Shareholders:

On behalf of the board of directors (the “**Board**” and the “**Director(s)**” respectively) of Pacific Millennium Packaging Group Corporation (the “**Company**” and together with its subsidiaries, the “**Group**”), I am pleased to present the annual report of the Group for the year ended 31 December 2023 (the “**Year**”).

BUSINESS OVERVIEW

I am glad to see that the COVID-19 pandemic came to an end in 2023. The anti-pandemic measures over the world were basically lifted, which provides an immensely help to the recovery of global economic. However, unsolved matters such as the conflict between the Russia and Ukraine, and overseas inflation continue affecting the global supply chain. During the Year, fierce competition among packaging service providers had not been improved. In addition, attributable to the continuous drop in the overall unit price of industrial products, there was a fall in unit price of the Group's products but more orders were placed to the Group. For the purpose of capturing more customers with a view to stabilizing the Group's performance, during the Year, the Group started establishing its new production plants in Xiaogan City of Hubei Province and Huzhou City of Zhejiang Province to serve the customers in the vicinity. As at 31 December 2023, the Group had 13 production plants with a total production capacity of approximately of 842.4 million m².

Mainly attributable to the Group's ability to capture its customers, which were generally from industries of food and beverage, essential livelihood commodities and daily necessities, there was a slight increase in the Group's gross profit. For the Year, the Group's gross profit increased by approximately RMB3.3 million from approximately RMB338.1 million to approximately RMB341.4 million. For the purpose of rewarding the shareholders of the Company (the “**Shareholders**”) for their unwavering support to the Group, the Board has resolved to propose a final dividend of HK\$0.08 per share of the Company (Year 2022: HK\$0.08) payable to the Shareholders whose names appear on the register of members of the Company on 5 July 2024. The final dividend is subject to approval by the Shareholders in the annual general meeting of the Company to be held on Tuesday, 18 June 2024 (the “**2024 AGM**”).

OUTLOOK

Looking forward, attributable to the lifting of COVID-19 epidemic control world-wide, it is expected that the corrugated packaging industry would gradually recover and as a result, the Group's business performance would be improved. At the end of the Year, with a view to enhancing the production capacity of the Group's existing production plants whilst carrying on exploring new markets to avoid excess capacity, it was proposed by the Group to, as a future plan, reorient its productions plants by expending more effort on developing “Wuyue”, “Jinling” and “Southern China” districts as well as seven standalone areas, namely Shenyang, Dalian, Tianjin, Shandong, Taicang, Suzhou and Hubei.



Chairman's Statement

APPRECIATION

I must take this opportunity to thank all of the Shareholders of the Company and all investors, customers, suppliers and partners of our Group for their continuing support. I must also extend my appreciation to our management team and fellow staff members for their devoted commitment and contributions during the Year.

Mr. CHENG Hsien-Chun

Chairman

26 March 2024



Management Discussion and Analysis

INDUSTRY OVERVIEW

The three-year COVID-19 epidemic control ultimately came to an end in 2023, which helps the recovery of economic development, but not as fast as expected. Internationally, given the conflict between Russia and Ukraine remains, the intensified conflict between Palestine and Israel, the reduced capacity in Panama Canal route as well as the suspended Suez Canal route which increased the risk of shipping, the international trade and global transportation have been adversely affected. Affected by geopolitics and the competition between major countries, the financial market is full of uncertainty leading to the rise of trade protectionism with the continuing restructuring of the global supply chain. Despite the weakened demand and the slump in export, in 2023, automobile and cross-border e-commerce exports rose significantly, which shows that the Mainland China was still able to materialize stable and quality exports under pressure.

Domestically, the real estate market is under adjustment and transformation which caused decline in investment in real estate development and accelerated integration in industries relating to decoration, hardware as well as home furnishing and appliance. Despite that business performance were generally weak and that domestic demand had shrunk with no sufficient large amount consumption, the consumption in food and beverages, daily chemicals, sanitary products, medicine and medical care as well as retail industries showed a strong tenacity and was outstanding. For the Year, the volume in China's express delivery exceeded 120 billion pieces. Besides, repackaging for express shipments had not been carried out by more than 95% of the local e-commerce, which greatly improved the recycling and reuse rate of quality corrugated cartons and green packaging and as a result, sustainable recycling packaging will become more and more popular.


In 2023, the production capacity of the paper packaging industry continued to grow and the use of high-tech automatic equipment was popular. Due to the fact that packaging orders for export products indicate a decline and that packaging orders for domestic products has become increasingly fragmented, fierce competition among packaging service providers is inevitable. However, taking into consideration (i) the promotion of development in technological innovation; (ii) the focus on expanding domestic demand; and (iii) the increase in the urbanization rate, the paper packaging industry is expected to stabilize and improve in 2024.

BUSINESS REVIEW

The three-year epidemic control came to an end in 2023. Attributable to the lifting of COVID-19 epidemic prevention and control in the Mainland China, the business of the Group for the Year had gradually improved. During the Year, compared to the Year 2022, more orders were placed with the Group. However, due to the continuous dropping of the overall unit price of industrial products, there was a fall in unit price of the Group's products, which inevitably affected the Group's output value and profit margin for the Year.

For the purpose of capturing more customers with a view to improving the Group's performance, during the Year, the Group started establishing its new production plants in Xiaogan City of Hubei Province and Huzhou City of Zhejiang Province to serve the customers in the vicinity. As at 31 December 2023, the Group had 13 production plants with a total capacity of approximately of 842.4 million m².

During the Year, as the Group's customers were mainly from industries of food and beverage, essential livelihood commodities and daily necessities, the Group's business performance remained stable.



Management Discussion and Analysis

FINANCIAL REVIEW

For the Year, the Company recorded revenue of approximately RMB2,002.4 million, representing a decrease of approximately RMB176.0 million or approximately 8.1% as compared with approximately RMB2,178.4 million for the Year 2022. Consolidated gross profit margin was approximately 17.1%, representing an increase of approximately 1.6% as compared with approximately 15.5% for the Year 2022. Gross profit for the Year was approximately RMB341.4 million, representing an increase of approximately 1.0% as compared with approximately RMB338.1 million for the Year 2022. Basic earnings per share for the Year amounted to RMB0.07 representing a decrease of approximately 1.8% as compared with RMB0.08 in the Year 2022.

Revenue

During the Year, the Group recorded decrease in revenue of both the corrugated sheet boards and corrugated packaging products. For the Year, the Group recorded revenue of approximately RMB2,002.4 million, representing a decrease of approximately RMB176.0 million or approximately 8.1% as compared with that for the Year 2022.

Sales of corrugated packaging products

During the Year, revenue from sales of corrugated packaging products was approximately RMB1,812.7 million, representing a decrease of approximately 8.0% as compared with approximately RMB1,970.0 million for the Year 2022, and accounted for approximately 90.5% of the Group's total revenue for the Year. The decrease in performance of the sales of corrugated packaging products was mainly attributable to the decrease in the average unit price.

Sales of corrugated sheet boards

During the Year, revenue from sales of corrugated sheet boards was approximately RMB189.7 million, representing a decrease of approximately 9.0% as compared with approximately RMB208.4 million for the Year 2022 and accounted for approximately 9.5% of the Group's total revenue for the Year. The decrease in sales of corrugated sheet boards was mainly attributable to the decrease in the average unit price.

Cost of Sales

For the Year, cost of sales of the Group was approximately RMB1,661.0 million, representing a decrease of approximately 9.7% as compared with approximately RMB1,840.3 million for the Year 2022, which was mainly attributable to the drop in raw paper costs.

Gross Profit

Gross profit of the Group during the Year was approximately RMB341.4 million, representing a slight increase of approximately 1.0% as compared with approximately RMB338.1 million for the Year 2022, of which gross profit from sales of corrugated packaging products increased by approximately 1.2% to RMB325.4 million, while gross profit from sales of corrugated sheet boards decreased by approximately 2.9% to RMB16.0 million. Gross profit margins of the Group for the Year and the Year 2022 reached 17.1% and 15.5%, respectively, of which gross profit margins of sales of corrugated packaging products for the Year and the Year 2022 were 18.0% and 16.3%, respectively, while gross profit margins of sales of corrugated sheet boards were 8.4% and 7.9%, respectively. The increase of gross profit margin for the Year as compared to the Year 2022 was mainly attributable to the drop in raw paper costs.



Management Discussion and Analysis

Selling and Distribution Expenses

Sales and distribution expenses increased by approximately 5.7% from approximately RMB120.8 million for the Year 2022 to approximately RMB127.8 million for the Year. The increase was mainly due to the increase in sales volume.

Administrative Expenses

For the Year, the Group's administrative expenses were approximately RMB154.2 million, representing a decrease of approximately 1.5% as compared with approximately RMB156.5 million for the Year 2022. The decrease was mainly due to the enhanced measures of costs control.

Finance Costs

Finance costs comprise interest on finance leases net of capitalised amounts, interest on bank loans and interest on sale and leaseback arrangements. Finance costs increased by approximately 6.9% from approximately RMB28.2 million for the Year 2022 to approximately RMB30.2 million for the Year. The increase was primarily due to the increase in value of right-of-use assets of a production plant in Chuzhou City and a warehouse in Haiyan City.

Income Tax Expense

Income tax expense decreased by approximately 18.0% from approximately RMB17.6 million for the Year 2022 to approximately RMB14.4 million for the Year, primarily due to the decrease in the Group's profit before income tax and the decrease in dividend tax. The Group's effective income tax rate was 39.2% for the Year and 43.6% for the Year 2022.

Profit for the Year and Net Profit Margin

The Group's profit slightly decreased by approximately 1.8% from approximately RMB22.8 million for the Year 2022 to approximately RMB22.4 million for the Year, whilst the Group's net profit margin had a slight increase from 1.0% in 2022 to 1.1% in 2023.

Profit attributable to Equity Holders of the Company

For the Year, profit attributable to equity holders of the Company was RMB22.4 million, representing a slight decrease of approximately 1.8% or approximately RMB0.4 million as compared with approximately RMB22.8 million for the Year 2022.



Management Discussion and Analysis

Liquidity and Capital Resources

Working Capital

As at 31 December 2023, cash and cash equivalents of the Group amounted to approximately RMB145.3 million.

Cash Flow

Cash inflows of the Group were principally generated from proceeds from operating activities, namely (i) sales of corrugated packaging products and corrugated sheet boards in the PRC; and (ii) financial leasing and bank and other borrowings.

The Group's primary cash expenditures were used to purchase property, plant and equipment and to repay bank and other borrowings. The following table sets out the Group's cash flows from operating activities, investing activities and financing activities for the Year and the Year 2022:

	As at 31 December	
	2023 RMB million (approximately)	2022 RMB million (approximately)
Net cash generated from operating activities	167.6	238.0
Net cash used in investing activities	(22.3)	(70.3)
Net cash used in financing activities	(98.8)	(128.4)
Cash and cash equivalents at the beginning of the Year	98.8	58.8
Effect of exchange rate changes on cash and cash equivalents	0.1	0.6
Cash and cash equivalents at the end of the Year	145.3	98.8

Net cash generated from operating activities

During the Year, the Group's net cash generated from operating activities was approximately RMB167.6 million, which comprised cash generated from operations of approximately RMB193.9 million, offset by income tax paid of approximately RMB26.3 million. Net cash generated from operating activities decreased by approximately RMB70.4 million or approximately 29.6% as compared with the net cash generated from operating activities of approximately RMB238.0 million for the Year 2022. The decrease in net cash generated from operating activities was mainly due to the increase in inventory level.

Net cash used in investing activities

During the Year, the Group's net cash used in investing activities was approximately RMB22.3 million while net cash of approximately RMB70.3 million was used in investing activities for the Year 2022. Net cash used in investing activities was primarily due to the equipment purchase for current production plants.

Net cash used in financing activities

During the Year, the Group's net cash used in financing activities was approximately RMB98.8 million while net cash of approximately RMB128.4 million was used in financing activities for the Year 2022. The net cash used in financing activities was mainly attributable to (i) the repayment of certain principal amount and interest under finance leases; (ii) the repayment of certain bank loans and interest; and (iii) the dividend payment.



Management Discussion and Analysis

Major Acquisitions and Disposals

During the Year, the Group had no major acquisition and disposal.

Pledge of Assets

Details of the pledged assets of the Group were set out in Note 19 to the consolidated financial statements.

Contingent Liabilities

As at 31 December 2023, the Group had no material contingent liabilities.

Human Resources

As at 31 December 2023, the Group had 1,752 full-time employees. The Group has implemented a number of initiatives to enhance the productivity of its employees. The Group conducts periodic performance reviews of most of the Group's employees, and their compensation is tied to their performance. Further, the Group's compensation structure is designed to incentivise its employees to perform well by linking a portion of their compensation to their performance and the overall performance of the Group. The performance-based portion depends on the employee's job function and seniority.

Future Plan

Looking forward, attributable to the lifting of COVID-19 epidemic control world-wide, it is expected that the corrugated packaging industry would further gradually recover and as a result, it is expected that the Group's business performance would be better than the Year 2022 and the Year. At the end of the Year, with a view to enhancing the production capacity of the Group's existing production plants whilst carrying on exploring new markets to avoid excess capacity, it was resolved by the Group to reorient its production plants by expending more effort on developing "Eastern China" and "Southern China" districts as well as seven other areas, namely Shenyang, Dalian, Tianjin, Shandong, Taicang, Suzhou and Hubei so as to expanding its presence in the market.

The Company identified certain risks and uncertainties which may affect the Group's business and operations. Such risks and uncertainties include whether the Group could obtain external financing with sufficient level of borrowings to support the Group's operations; unexpected increase in lending interest rates; decline in utilization rates due to breakdown of the Group's production equipment. The Group will ensure that all such inherent risks and uncertainties pertaining to the Group's business and operations will be closely monitored and take all necessary steps to mitigate the risk and to cope with any change in the market.



Biographies of Directors and Senior Management

EXECUTIVE DIRECTORS

Mr. Cheng Hsien-Chun (鄭顯俊), aged 68, is our executive Director and the chairman of the Board appointed on 29 January 2018. He was appointed as a Director on 20 July 2017 and re-designated as our executive Director and the chairman of our Board on 29 January 2018. He is in charge of the overall management, strategic planning and development of the Group. He first joined our Group in 1994 as a senior management of Shanghai Pacific Millennium Packaging & Paper Industries Co., Ltd.* (上海濟豐包裝紙業有限公司) (“**SHBP**”), an indirect wholly-owned subsidiary of the Company, and was appointed as the general manager and chairman of SHBP in 1995. He is also a director of all subsidiaries and the general manager of certain subsidiaries of our Group.

Mr. Cheng is currently the sole shareholder and director of Lead Forward Limited (領前有限公司) (“**Lead Forward**”). Lead Forward holds 5.24% interest in the Company as at the date of this report. Mr. Cheng is also a member of the remuneration committee and environment committee and the chairman of the nomination committee of the Board. Mr. Cheng possesses over 20 years of experience in the corrugated packaging industry. He obtained a bachelor of law majoring in economic from the College of Chinese Culture (中國文化學院) (currently known as Chinese Culture University (中國文化大學)), Taiwan in June 1978.

Mr. Philip Tan (談大成) aged 41, is our executive Director. He has been re-designated from a non-executive Director to an executive Director with effect from 1 November 2022 and has served as a director of PMPG(HK), an indirect wholly-owned subsidiary of the Company, since November 2020. Mr. Tan holds a master of business administration from University of Nebraska, the United States of America (“**US**”) and the degree of bachelor of science from School of Business, Babson College, US. Mr. Tan is a son of Mr. Tan Richard Lipin who is the sole director of PMHC and a controlling shareholder of the Company (“**Controlling Shareholder(s)**”).

Prior to joining the Company, Mr. Tan worked for Nestle Group in US, France and Shanghai, respectively, during the period from 2004 to 2008 and held various positions including global sales development project manager and regional sales manager. He also served various positions including operational manager, project manager, technical manager, general manager and regional operational manager in certain subsidiaries of the Company in the period between 2008 and 2009.

Mr. Tan is an independent non-executive director of Daphne International Holding Limited (whose shares are listed on The Stock Exchange of Hong Kong Limited (the “**Stock Exchange**”) with stock code 210) (“**DIH**”), the chairman of the remuneration committee and a member of each of the audit committee and nomination committee of the board of DIH.

Mr. Tan is currently the finance service product and project director of Stone Tan China Finance and Investment Company Limited (Hong Kong). Besides, he is also a director of the following companies: (i) Chongqing Stone Tan Financial Leasing Company Limited (“**Chongqing Stone Tan**”); (ii) Chongqing Stone Tan Credit Guarantee Company Limited; (iii) Chongqing Stone Tan Small Business Loans Company Limited; (iv) Shanghai Pacific Millennium Asiacorp Communications Company Limited; and (v) Shanghai Asiacorp Communications Company Limited.



Biographies of Directors and Senior Management

NON-EXECUTIVE DIRECTOR

Mr. Chow Tien-Li (周天力), aged 67, is our non-executive Director appointed on 29 January 2018. Mr. Chow was a director of Pacific Millennium Paper Group Limited (國際濟豐紙業集團有限公司) (“**PMPG(HK)**”), an indirect wholly-owned subsidiary of the Company, from January 2013 to November 2020. He first joined our Group in 2008 and served as a director and general manager of Pacific Millennium Packaging Corporation* (濟豐包裝(上海)有限公司) (“**PMPC**”) and Kunshan Pacific Millennium Packaging Co., Ltd.* (昆山濟豐包裝有限公司) (“**KSBP**”), both are indirect wholly-owned subsidiaries of the Company, during the period from October 2008 to March 2014 and the period from May 2010 to March 2013, respectively. During his previous tenure with our Group, he was mainly responsible for domestic trading in the PRC. Mr. Chow is also a member of the audit committee of the Board.

He obtained a bachelor degree of physics in applied mathematics from Fu Jen Catholic University (輔仁大學), Taiwan in June 1980. Prior to joining our Group, he had worked for Pacific Millennium Holdings Corporation (“**PMHC**”), our controlling Shareholder, and its subsidiaries during the period from 1990 to 2002 (excluding the year 1999) including serving as a sales manager in PMHC’s Taiwan, PRC and Southeast Asia trading offices, and a director of business development in PMHC.

INDEPENDENT NON-EXECUTIVE DIRECTORS

Mr. Wang Jisheng (王計生), aged 70, is our independent non-executive Director appointed on 30 November 2018. Prior to acting as an independent non-executive Director, Mr. Wang was an independent director of PMPG (HK), an indirect wholly-owned subsidiary of the Company, during the period from January 2013 to January 2018, responsible for providing independent advice to the Group. He was not involved in the day-to-day management of the Group while he was an independent director of PMPG (HK). He completed the Senior Executive Program organised by the Faculty of Business Administration of National University of Singapore in November 2001.

Mr. Wang is an executive director and the general manager of Fu Shou Yuan International Group Limited (福壽園國際集團有限公司) whose shares are listed on the Stock Exchange (stock code: 1448). Mr. Wang has been the managing director of Shanghai FSY Industry Development Co., Ltd. since 1996, and he is also serving as a senior management in various subsidiaries of Fu Shou Yuan International Group Limited. Mr. Wang is a member of the audit committee and the nomination committee, and the chairman of the remuneration committee of the Board.

Mr. Kiang Tien Sik David (江天錫), aged 77, is our independent non-executive Director appointed on 30 November 2018. He obtained a Bachelor of Science in Aeronautics and Astronautics from Massachusetts Institute of Technology, US in June 1969 and a degree of Master in Business Administration from Harvard University, Boston, US in June 1975. Mr. Kiang had extensive experience in the banking and financial industry from his past and current work experience. He is currently an independent director of Bank of China Travel Service Co., Ltd. Jiaozuo (焦作中旅銀行股份有限公司), a director of Thai Jiang Jin Properties (Shanghai) Co. Ltd. (泰江金置業(上海)有限公司) and a director of East West Bank (China) Limited (華美銀行(中國)有限公司).

Mr. Kiang had also held various senior management positions in different banks. He was appointed as the chief executive, China/Macau of Standard Chartered Bank, a group company of Standard Chartered PLC, a company listed in the London Stock Exchange and the Stock Exchange, in 1993, the chief executive of Bangkok Bank Public Company Limited, Hong Kong Branch, a company listed on The Stock Exchange of Thailand, in 1996 and the managing director and chief executive of N M Rothschild & Sons (Hong Kong) Limited in 1998 and was the chief executive of Da Tang Xi Shi International Group Limited* (大唐西市國際集團有限公司). Through his experience in the senior management positions held in different banks and financial institutions, Mr. Kiang has experience in internal controls and reviewing and analysing audited financial statements of public companies.



Biographies of Directors and Senior Management

Mr. Kiang is a member of the nomination committee and the environment committee, and the chairman of the audit committee of the Company.

Dr. Su Morley Chung Wu (蘇崇武), aged 68, is our independent non-executive Director appointed on 30 November 2018. During the period from March 1994 to January 1995, Dr. Su served as the general manager and a director of SHBP. Dr. Su obtained a Ph.D. in education from East China Normal University (華東師範大學), the PRC, in January 2007 and a Master degree of business administration in December 1983 from the University of Chicago, US. He was a certified public accountant of the Illinois State of US during the period from September 1984 to September 1988. Dr. Su is currently the chairman of Creative Manger Ventures (上海馬槽投資管理有限公司) and the general manager of Shanghai Care Corner Counseling Center (關懷心理諮詢有限公司—上海分公司). He also held various senior management position with different companies under Golden Ford Investments Limited or its affiliates including the vice president and corporate strategy director of Pacific Millennium Investment Corporation from 2006 to 2012 and a director of International Paper Manufacturing & Distribution Limited (formerly known as Future's Safe Company Limited) from 1987 to 1999. Through his management experience, he was involved in the reviewing and analysing of the financial books of the respective companies for his budget planning and formation of business strategies. Dr. Su is a member of the audit committee and the remuneration committee, and the chairman of the environment committee of the Board.

SENIOR MANAGEMENT

Ms. Long Yanping (龍艷萍), aged 60, is our corporate controller appointed on 29 January 2018. She joined the Group in 1994 and has been mainly responsible for accounting and financial control. She is currently the corporate controller of the Company and is responsible for the accounting and financial control function of the Group. She is also a director of all existing operating subsidiaries of the Group in the PRC. She graduated from China University of Mining and Technology (中國礦業大學) (formerly known as Institute for Coal Mining Management of Beijing (北京煤炭管理幹部學院)), the PRC majoring in financial management and accounting of coal in July 1988.

Mr. Liu Mingming (劉鳴鳴), aged 53, is our corporate human resources & administration director appointed on 1 January 2021. He joined our Group in 1998, and he mainly engaged in software development and IT project research & development management. He was our management information systems (MIS) director from 2012 to 2023, responsible for the management of our information technology and enterprise resource planning system. Mr. Liu graduated from Shanghai Jiaotong University with a bachelor degree in Applied Physics. Prior to joining the Group, he had worked for Yangtze Computer Group from 1994 to 1997.

Mr. Lan Tsung Hsien (藍宗賢), aged 68, is our corporate technical director appointed on 29 January 2018 and also the supervisor of all subsidiaries of our Group in the PRC. Mr. Lan is also our project director and central scheduling director appointed on 1 January 2021. He joined the Group in 1996 as the production manager of certain production plants of the Group. He graduated from the National Cheng Kung University (國立成功大學), Taiwan majoring in Mechanical Engineering in June 1977. As the corporate technical director, Mr. Lan is responsible for the Group's equipment and facilities management, including supervising the installation project of equipment in new production plans and conducting maintenance and safety check of the current equipment.



Report of the Directors

The Board is pleased to present its report together with the audited consolidated financial statements of the Group for the Year.

GLOBAL OFFERING

The Company was incorporated in the Cayman Islands on 31 July 2014 as an exempted company with limited liability under the Companies Act of the Cayman Islands (the “**Companies Act**”). The shares of the Company (the “**Shares**”) were listed on the Stock Exchange on 21 December 2018 by way of global offering (the “**Listing**”).

PRINCIPAL ACTIVITIES

The principal activity of the Company is investment holding and the Group is principally engaged in the manufacturing and sale of (i) corrugated packaging products including corrugated boxes, pallets, display stands, heavy duty packaging and specialised packaging products; and (ii) corrugated sheet boards in the PRC.

BUSINESS REVIEW

The business review as required by Schedule 5 to the Companies Ordinance (Chapter 622 of the Laws of Hong Kong) including a fair view of the Group’s business and a discussion of the principal risks and uncertainties facing the Group, particulars of important events affecting the Group that have occurred since the end of the Year and an indication of likely future development in the Group’s business are set out in “Chairman’s Statement” on page 3, “Management Discussion and Analysis” on pages 5 to 9 and Note 33 to the consolidated financial statements on pages 84 to 90. These discussions form part of this Report of the Directors.

RESULTS

The results of the Group for the Year are set out in the consolidated statement of comprehensive income on page 38 of this annual report.

FINAL DIVIDEND

For the Year, the Directors proposed a final dividend of HK\$0.08 per share (Year 2022: HK\$0.08) payable to the Shareholders whose names appear on the register of members of the Company on 5 July 2024. The final dividend is subject to approval by the Shareholders in the 2024 AGM. It is expected that the final dividend will be paid on 19 July 2024 if the final dividend is approved in the 2024 AGM.



Report of the Directors

CLOSURE OF THE REGISTER OF MEMBERS FOR THE ENTITLEMENT OF FINAL DIVIDEND

In order to determine the identity of the Shareholders who are entitled to the final dividend, the register of members of the Company will be closed from Tuesday, 2 July 2024 to Friday, 5 July 2024 (both dates inclusive), during which period no transfer of shares will be effected. The final dividend will be paid in Hong Kong dollars. In order to qualify for the final dividend, all transfers accompanied by the relevant share certificates must be lodged with the Company's branch share registrar in Hong Kong, Computershare Hong Kong Investor Services Limited, at Shops 1712–1716, 17th Floor, Hopewell Centre, 183 Queen's Road East, Wan Chai, Hong Kong, not later than 4:30 p.m. on Friday, 28 June 2024.

THE DIVIDEND POLICY

The declaration, form, frequency and amount of any dividend payout of the Company must be in accordance with relevant laws, rules and regulations and subject to the Third Amended Articles of Association of the Company (the "**Articles**"). Provided there are distributable profits and without affecting the operations of the Group, the Company may consider to declare and pay dividends to the Shareholders. In deciding whether to propose a dividend and in determining the dividend amount, the Board shall take into account, included but not limited to: (i) the general financial condition of the Group; (ii) working capital and debt level of the Group; (iii) future cash requirements and availability for business operations, business strategies and future development needs; (iv) any restrictions on payment of dividends that may be imposed by the Group's lenders; (v) the general market conditions; and (vi) any other factors that the Board deems appropriate. The payment of the dividend by the Company is also subject to any restrictions under the Companies Act and the Articles.

FIVE-YEAR FINANCIAL SUMMARY

A summary of the Group's operating results, assets and liabilities for the past five financial years is set out on page 96 of this annual report. This summary does not form part of the audited consolidated financial statements.

MAJOR CUSTOMERS AND SUPPLIERS

During the Year, the top five customers in aggregate and the single largest customer accounted for approximately 12.9% and 3.6%, respectively, of the Group's total sales. During the Year, the top five suppliers in aggregate and the single largest supplier of the Group accounted for approximately 61.5% and 30.5%, respectively, of the Group's total purchases. None of our Directors or any of their respective associates or, so far as our Directors were aware, any Shareholder who owned 5% or more of our issued share capital as at 31 December 2023, had any interest in any of our five largest customers or suppliers.

PROPERTY, PLANT AND EQUIPMENT

Details of movements in the property, plant and equipment of the Group during the Year are set out in Note 15 to the consolidated financial statements.



Report of the Directors

SHARE CAPITAL

Details of movements in the share capital of the Company during the Year are set out in Note 26 to the consolidated financial statements.

TAX RELIEF AND EXEMPTION

The Company is not aware of any tax relief and exemption available to Shareholders by reason of their holding of the Company's securities.

RESERVES

Details of movements in the reserves of the Company and the Group during the Year are set out in Note 27 to the consolidated financial statements and in the consolidated statement of changes in equity on pages 41 to 42 respectively.

DISTRIBUTABLE RESERVES

As at 31 December 2023, the Company's reserves available for distribution, calculated in accordance with the provisions of the Companies Act, amounted to approximately RMB435.7 million.

DIRECTORS

The Directors during the Year and up to the date of this report were:

Executive Directors:

Mr. Cheng Hsien-Chun (*Chairman*)
Mr. Philip Tan

Non-executive Director:

Mr. Chow Tien-Li

Independent non-executive Directors:

Mr. Wang Jisheng
Mr. Kiang Tien Sik David
Dr. Su Morley Chung Wu

In accordance with Article 16.2 of the Articles, the Board shall have power from time to time to appoint any person as a Director either to fill a casual vacancy or as an addition to the Board. Any Director so appointed shall hold office until the first annual general meeting of the Company (the "AGM") after his appointment and shall then be eligible for election at the AGM. The Company's forthcoming circular for the 2024 AGM will contain the detailed information of the Directors standing for re-election.



Report of the Directors

BOARD OF DIRECTORS AND SENIOR MANAGEMENT

Biographical details of the Directors and senior management of the Group are set out on pages 10 to 12 of this annual report.

CONFIRMATION OF INDEPENDENCE OF INDEPENDENT NON-EXECUTIVE DIRECTORS

The Company has received an annual confirmation of independence pursuant to rule 3.13 of the Rules Governing the Listing of Securities on the Stock Exchange (the “**Listing Rules**”) from each of the independent non-executive Directors and the Company considers such Directors to be independent during the Year.

DIRECTOR’S SERVICE AGREEMENT AND LETTER OF APPOINTMENT

None of the Directors has a service contract with the Company which is not determinable by the Company within one year without payment of compensation (other than statutory compensation).

CONTROLLING SHAREHOLDER’S INTEREST IN CONTRACTS

Save as disclosed in Notes 23, 24, 25 and 28 to the consolidated financial statements and other parts of this annual report, there was no contract of significance to which the Company or its holding company or any of its subsidiaries was a party and in which any controlling shareholder of the Company (the “**Controlling Shareholder(s)**”) had a material interest subsisted at the end of the Year or at any time during the Year.

DIRECTORS’ INTERESTS IN TRANSACTIONS, ARRANGEMENTS AND CONTRACTS OF SIGNIFICANCE AND COMPETING BUSINESS

No transactions, arrangements and contracts of significance (as defined in Appendix D2 to the Listing Rules) to which the Company or any of its subsidiaries was a party and in which a Director, an entity connected with a Director (other than a member of the Group) had a material interest, whether directly or indirectly, subsisting at any time during the Year and up to the date of this report.

As at 31 December 2023, none of the Directors or the Controlling Shareholders is interested in any businesses apart from our business which competes or is likely to compete with our business, either directly or indirectly or would otherwise require disclosure under Rule 8.10 of the Listing Rules.



Report of the Directors

RELATED PARTY TRANSACTIONS

Details of the related party transactions are set out in Note 28 to the consolidated financial statements. In the opinion of the Directors, the related party transactions were carried out in the normal course of business and in terms negotiated between the Group and the respective related parties.

Management Contracts

No contracts concerning the management and administration of the whole or any substantial part of the business of the Company were entered into or existed during the Year.

EMOLUMENT POLICY

The Board has established a remuneration committee (the “**Remuneration Committee**”) with its written terms of reference in compliance with the Corporate Governance Code (“**CG Code**”) set out in Appendix C1 to the Listing Rules. The primary duties of the Remuneration Committee are mainly to make recommendations to the Board on the overall remuneration policy and structure relating to all Directors and senior management of the Group, review performance based remuneration and ensure none of the Directors determine their own remuneration, having regard to the Group’s operating results, individual performance, duties and competence of the Directors and senior management of the Group and comparable market practices.

REMUNERATION OF DIRECTORS AND FIVE INDIVIDUALS WITH HIGHEST EMOLUMENTS

Details of the emoluments of the Directors and five highest paid individuals are set out in Notes 11 and 12 to the consolidated financial statements respectively.

No director had waived or had agreed to waive any emolument during the Year.

CHANGES TO INFORMATION IN RESPECT OF DIRECTORS

During the Year, there was no change in information of the Directors which is required to be disclosed pursuant to paragraphs (a) to (e) and (g) of Rule 13.51(2) of the Listing Rules.



Report of the Directors

DIRECTORS' AND CHIEF EXECUTIVE'S INTERESTS AND SHORT POSITIONS IN SHARES, UNDERLYING SHARES AND DEBENTURES

As at 31 December 2023, the interests and short positions of the Directors and the chief executive of the Company in the Shares, underlying Shares and debentures of the Company or any of its associated corporations (within the meaning of Part XV of the Securities and Futures Ordinance (“SFO”)) (i) which were required to be notified to the Company and the Stock Exchange pursuant to Divisions 7 and 8 of Part XV of the SFO (including interests and short positions which were taken or deemed to have under such provisions of the SFO), or (ii) which were required, pursuant to section 352 of the SFO, to be entered into the register maintained by the Company, or (iii) which were required to be notified to the Company and the Stock Exchange pursuant to the Model Code for Securities Transactions by Directors of Listed Issuers (the “Model Code”) as set out in Appendix C3 of the Listing Rules were as follows:

Name of Director	Nature of interest	Number of Shares held (Note 1)	Percentage of shareholdings
Mr. Cheng Hsien-Chun (“Mr. Cheng”)	Interest in controlled corporation (Note 2)	15,748,800 (L)	5.24%
	Beneficial Owner	150,000 (L)	0.05%
Mr. Chow Tien-Li	Beneficial Owner	2,274,000 (L)	0.76%
Mr. Tan Philip	Beneficial Owner	1,565,000 (L)	0.52%
Mr. Kiang Tien Sik David	Beneficial Owner	20,000 (L)	0.01%
Dr. Su Morley Chung Wu	Beneficial Owner	20,000 (L)	0.01%

Notes:

1. The letter “L” denotes the long position in the Shares.
2. The 15,748,800 Shares are held by Lead Forward. As Lead Forward is wholly-owned by Mr. Cheng, the chairman and executive Director, he is deemed, or taken, to be interested in all the Shares held by Lead Forward under the SFO.

Save as disclosed above, as at 31 December 2023, none of the Directors and the chief executive of the Company had or was deemed to have any interest or short position in the Shares, underlying Shares or debentures of the Company or its associated corporations (within the meaning of Part XV of the SFO) that was required to be recorded in the register of the Company required to be kept under section 352 of the SFO, or as otherwise notified to the Company and the Stock Exchange pursuant to the Model Code.

DIRECTORS' RIGHTS TO ACQUIRE SHARES OR DEBENTURES

At no time during the Year were rights to acquire benefits by means of the acquisition of Shares in or debentures of the Company granted to any Director or their respective spouse or children under 18 years of age, or were any such rights exercised by them; or was the Company and any of its subsidiaries a party to any arrangement to enable the Directors, or their respective spouse or children under 18 years of age, to acquire such rights in any other body corporate.



Report of the Directors

SUBSTANTIAL SHAREHOLDERS' INTERESTS AND SHORT POSITIONS IN SHARES AND UNDERLYING SHARES

As at 31 December 2023, to the best knowledge of the Directors, the following persons (not being a Director or chief executive of the Company) had interests or short positions in the Shares or underlying Shares which fall to be disclosed to the Company and the Stock Exchange under the provisions of Divisions 2 and 3 of Part XV of the SFO as recorded in the register required to be kept by the Company pursuant to section 336 of the SFO:

Name of Substantial Shareholder	Capacity/Nature of interest	Number of Shares held (Note 1)	Percentage of shareholdings
Pacific Millennium Holdings Corporation (" PMHC ")	Beneficial Owner	198,522,200 (L)	66.03%
Golden Ford Investments Limited (" Golden Ford ") (Note 2)	Interest in controlled corporation	200,752,200 (L)	66.78%
Elite Age International Limited (" Elite Age ") (Note 3)	Interest in controlled corporation	200,752,200 (L)	66.78%
Star Concord Worldwide Limited (" Star Concord ") (Note 3)	Trustee	200,752,200 (L)	66.78%
Ample Bright Management Limited (" Ample Bright ") (Note 4)	Interest in controlled corporation	200,752,200 (L)	66.78%
Fortune China Resources Limited (" Fortune China ") (Note 4)	Trustee	200,752,200 (L)	66.78%
Tsai Wen Hao (" Mr. Tsai ") (Note 5)	Interest in Trustee	200,752,200 (L)	66.78%
Tan Richard Lipin (" Mr. Tan ") (Note 5)	Interest in Trustee	200,752,200 (L)	66.78%
Lead Forward (Note 6)	Beneficial Owner	15,748,800 (L)	5.24%

Notes:

- The letter "L" denotes the entity/person's long position in the Shares.
- As the entire issued share capital of PMHC is held by Golden Ford, Golden Ford is deemed to be interested in all the Shares held by PMHC under the SFO.
- As 60% of the entire issued share capital of Golden Ford is held by Elite Age and Elite Age is wholly-owned by Star Concord, each of Elite Age and Star Concord is deemed to be interested in all the Shares held by Golden Ford under the SFO. Star Concord is the trustee of the TCC Entrepreneur Trust.
- As 40% of the entire issued share capital of Golden Ford is held by Ample Bright and Ample Bright is wholly-owned by Fortune China, each of Ample Bright and Fortune China is deemed to be interested in all the Shares held by Golden Ford under the SFO. Fortune China is the trustee of the TCC Education Trust.
- As Mr. Tsai is the sole shareholder of Star Concord and Mr. Tan is the sole shareholder of Fortune China, each of Mr. Tsai and Mr. Tan is deemed to be interested in all the Shares held by PMHC.
- As Lead Forward is wholly-owned by Mr. Cheng, he is deemed to be interested in all the Shares held by Lead Forward under the SFO.

Save as disclosed above, as at 31 December 2023, the Directors were not aware of any persons (who were not Directors or chief executive of the Company) who had an interest or short position in the Shares or underlying Shares of the Company which would fall to be disclosed to the Company and the Stock Exchange under Divisions 2 and 3 of Part XV of the SFO, or which would be required, pursuant to section 336 of the SFO, to be entered in the register of the Company referred to therein.



Report of the Directors

EQUITY-LINKED AGREEMENTS

No equity-linked agreement that would or might result in the Company issuing shares, or that requiring the Company to enter into an agreement that would or might result in the Company issuing shares, was entered into by the Company during the Year or subsisted at the end of the Year.

PURCHASE, SALE OR REDEMPTION OF LISTED SECURITIES

For the Year, neither the Company nor any of its subsidiaries has purchased, sold or redeemed any of the Company's listed securities.

PRE-EMPTIVE RIGHTS

There are no provisions for pre-emptive rights under the Articles or the Companies Act, which would oblige the Company to offer new Shares on a pro rata basis to the existing Shareholders.

NON-COMPETITION UNDERTAKING

Each of the Controlling Shareholders executed a deed of non-competition (the "**Deed of Non-competition**") on 30 November 2018, pursuant to which each of the Controlling Shareholders irrevocably and unconditionally undertook to and covenanted with the Company that he/it shall not, and shall procure that his/its associates shall not:

- (a) directly or indirectly (other than through the Group), either on his/its own account, in conjunction with, on behalf of, or through any person, firm or company, among other things, in any form carry on, participate or be interested, engaged in or otherwise be involved in, acquire or hold shares or interests in (in each case whether as a shareholder, director, partner, agent, employee or otherwise and whether for profit, reward or otherwise) or assist or support a third party to engage in or participate in any business directly or indirectly in competition with, or likely to be in competition with, the current and potential business engaged or to be engaged by the Group (the "**Restricted Business**");
- (b) solicit or procure any of the suppliers and/or the customers of the Group from time to time to terminate their business relationships or otherwise reduce the amount of business with the Group;
- (c) solicit or procure any of the directors, senior management or other employees of the Group from time to time to resign or otherwise cease providing services to the Group; and/or
- (d) unless with the prior written consent of the Company, disclose any confidential information of the Group to any other third parties, including but not limited to, customers list and supplier list.



Report of the Directors

The non-competition undertaking given by the Controlling Shareholders under the Deed of Non-competition does not apply to:

- (a) the holding of Shares or other securities issued by the Company or any member of the Group;
- (b) the holding of shares or other securities in any company which has an involvement in the Restricted Business, provided that such shares or securities are listed on a recognised stock exchange and the aggregate interest of our Controlling Shareholders and their respective associates do not amount to more than 5% of the relevant legal or beneficial interests in the share capital of the company in question; or
- (c) the involvement or participation of the Controlling Shareholders in a Restricted Business has first been offered or made available to the Company and the Group in accordance with the Deed of Non-competition and the Group, after review and approval by the independent non-executive Directors, has declined such opportunity to be involved in or to participate in the Restricted Business subject to any conditions the independent non-executive Directors may require to be imposed.

In addition, each of the Controlling Shareholders irrevocably and unconditionally undertakes and covenants that if he/it and or any of his/its associates (other than the Group) is offered or become aware of any business opportunity relating to any of the products and/or services of the Group or the Restricted Business (the “**Business Opportunity**”), whether directly or indirectly, he/it shall:

- (a) not later than a date (“**Notification Date**”), being seven business days after becoming aware of the Business Opportunity, promptly notify the Company in writing of the Business Opportunity and provide such information as is reasonably required by the Company as soon as practicable in order to enable it to come to an informed assessment of the Business Opportunity; offer new Shares on a pro rata basis to the existing Shareholders;
- (b) use its/his best endeavours to procure that the Business Opportunity is offered to the Company to the exclusion of the Controlling Shareholders on terms no less favourable than the terms on which the Business Opportunity is offered to him/it and/or his/its associates (other than the Group); and
- (c) only be free to take the Business Opportunity, and may either on his/its own account or in conjunction with or on-behalf of any person, firm or company, directly or indirectly be interested or engaged in or acquire or hold any rights or otherwise be involved in (in each case whether as a shareholder, partner, agent or otherwise and whether for profit, reward or otherwise) on the earliest of the date on which (i) the Company has confirmed in writing it will not take up the Business Opportunity; or (ii) one month from the Notification Date has expired and the Company has failed to enter into agreement with the prospective contracting party in respect of the Business Opportunity; or (iii) the prospective contracting party has confirmed to the Company or the relevant Controlling Shareholder to the effect that it will not enter into agreement with the Company in respect of the Business Opportunity.

Pursuant to the Deed of Non-competition, the independent non-executive Directors are responsible for reviewing, at least on an annual basis, the compliance with the undertakings in the Deed of Non-competition and such decisions on matters as reviewed by the independent non-executive Directors relating to the compliance and enforcement of the undertakings will be disclosed either in annual reports, or by way of announcements. Each of the Controlling Shareholders has confirmed in writing to the Company of their compliance with the Deed of Non-competition for disclosure in this annual report during the Year. During the Year, the independent non-executive Directors have also reviewed the implementation of the Deed of Non-competition and confirmed that each of the Controlling Shareholders has fully abided by the Deed of Non-competition without any breach of the Deed of Non-competition.



Report of the Directors

CONTINUING CONNECTED TRANSACTIONS

On 24 January 2022, for the better management of the lease transactions between the Group and Chongqing Stone Tan and in view that the Group is required to purchase more machinery and equipment through finance and/or operating lease to cope with its growing business, the Company and Chongqing Stone Tan entered into a new framework agreement (the “**Framework Agreement**”) for a term of 3 years.

Set out below are the annual caps in respect of the machinery and equipment lease transactions under the Framework Agreement:

Period	Annual Caps (value of right-of-use assets expected to be purchased)
For the year ended 31 December 2022	RMB140.0 million
For the year ended 31 December 2023	RMB82.0 million
For the year ending 31 December 2024	RMB94.0 million

As one or more of the applicable percentage ratios (other than profits ratio) in respect of the maximum amount of the annual caps under the Framework Agreement is more than 5% and exceeds HK\$10 million, the transactions contemplated under the Framework Agreement are subject to the announcement, reporting, annual review and independent shareholders’ approval requirements under Chapter 14A of the Listing Rules.

For the Year, the aggregate value of right-of-use assets acquired by the Group under the Framework Agreement was approximately RMB81.1 million.

For details of the Framework Agreement, please refer to the circular of the Company dated 8 March 2022.

CONFIRMATIONS FROM THE INDEPENDENT NON-EXECUTIVE DIRECTORS AND AUDITOR OF THE COMPANY

Pursuant to Rule 14A.55 of the Listing Rules, the independent non-executive Directors have reviewed the continuing connected transactions for the Year and confirmed that the transactions have been entered into:

- (i) in the ordinary and usual course of the business of the Group;
- (ii) on normal commercial terms; and
- (iii) in accordance with the Framework Agreement on terms that are fair and reasonable and in the interests of the Shareholders as a whole.

The auditor was engaged to report on the Group’s continuing connected transactions in accordance with Hong Kong Standard on Assurance Engagements 3000 (Revised) “Assurance Engagements Other Than Audits or Reviews of Historical Financial Information” and with reference to Practice Note 740 (Revised) “Auditor’s Letter on Continuing Connected Transactions under the Hong Kong Listing Rules” issued by the Hong Kong Institute of Certified Public Accountants.



Report of the Directors

The auditor of the Company has issued their unqualified report containing their findings and confirmed that nothing has come to its attention that causes them to believe: (a) the continuing connected transactions have not been approved by the Company's Board of Directors; (b) the continuing connected transactions were not, in all material respects, in accordance with the relevant agreements governing such transactions; and (c) the continuing connected transactions have exceeded the annual caps in accordance with Rule 14A.56 of the Listing Rules.

A copy of the auditor's report will be provided by the Company to the Stock Exchange.

The Directors confirm that, save as disclosed above, none of the related party transactions set out in Note 28 to the consolidated financial statements constituted connected transactions or continuing connected transactions under Chapter 14A of the Listing Rules that is required to be disclosed. Save as disclosed above, the Group had not entered into any connected transactions or continuing connected transactions which are required to be disclosed in this report pursuant to the Listing Rules during the Year.

CHARITABLE DONATIONS

During the Year, the Group made no charitable donations.

SIGNIFICANT EVENT AFTER THE YEAR

There was no significant event which took place after the Year.

PERMITTED INDEMNITY PROVISION

Pursuant to the Articles, each Director shall be entitled to be indemnified out of the assets of the Company against all losses or liabilities incurred or sustained by him as a Director in defending any proceedings, whether civil or criminal, in which judgment is given in his favour, or in which he is acquitted. The Company has arranged appropriate insurance cover for the Directors for their liabilities arising out of corporate activities.

AUDIT COMMITTEE

The audit committee of the Company (the "**Audit Committee**") is comprised of four Directors, namely Mr. Kiang Tien Sik David (chairman), Mr. Chow Tien-Li, Mr. Wang Jisheng and Dr. Su Morley Chung Wu. The primary duties of the audit committee are to make recommendations to the Board on the appointment and removal of external auditor, review and supervise the financial reporting process and internal control procedures of the Company. The Audit Committee had reviewed the audited annual results of the Group for the Year.

CORPORATE GOVERNANCE

The Company is committed to maintaining high standards of corporate governance to safeguard the interests of Shareholders and to enhance corporate value and accountability. Save as disclosed in the Corporate Governance Report on page 25 of this annual report, the Company had complied with all applicable code provisions as in force during the Year under the CG Code as set out in Appendix C1 (formerly Appendix 14) to the Listing Rules. The Company will continue to review and enhance its corporate governance practices to ensure compliance with the CG Code.



Report of the Directors

Information on the corporate governance practices adopted by the Company is set out in the Corporate Governance Report on pages 25 to 33 of this annual report.

SUFFICIENCY OF PUBLIC FLOAT

Based on information publicly available to the Company and to the knowledge of the Directors, at least 25% of the Company's total issued share capital, the prescribed minimum percentage of public float approved by the Stock Exchange and permitted under the Listing Rules, are held by the public at all times as of the date of this report.

AUDITOR

BDO Limited, Certified Public Accountants, which was appointed as the auditor of the Company since the Listing, has acted as the auditor of the Company for the Year.

BDO Limited, Certified Public Accountants, shall retire in the 2024 AGM and, being eligible, will offer themselves for re-appointment. A resolution for the re-appointment of BDO Limited, Certified Public Accountants, as the auditor of the Company will be proposed at the 2024 AGM.

On behalf of the Board

Mr. Cheng Hsien Chun

Chairman

PRC, 26 March 2024



Corporate Governance Report

The Board is pleased to present this corporate governance report in the annual report of the Company for the Year.

CORPORATE GOVERNANCE PRACTICE

The Company is committed to maintaining high standards of corporate governance to safeguard the interests of Shareholders and to enhance corporate value and accountability. Except for deviation from code provision C.2.1 of the CG Code during the Year, the Company had complied with all applicable code provisions as in force during the Year under the CG Code as set forth in Appendix C1 (formerly Appendix 14) to the Listing Rules for the Year.

Under code provision C.2.1 of the CG Code as set out in Appendix C1 (formerly Appendix 14) to the Listing Rules, the responsibilities between the chairman and chief executive officer should be separate and should not be performed by the same individual. Mr. Cheng, an executive Director, has been performing similar function to that of a chief executive officer, and he also performs as the chairman of the Board. As Mr. Cheng has considerable experience in the corrugated packaging industry and has been assuming day-to-day responsibilities of managing and leading the Group since 1995, the Board believes that Mr. Cheng, being the executive Director and the chairman of the Board has the benefit of ensuring consistent leadership within the Group and enabling more effective and efficient overall strategic planning of the Group which is the best interest of the Group.

The Board considers that the deviation from code provision C.2.1 of the CG Code is appropriate in such circumstances. Notwithstanding the above, the Board is of the view that this management structure is effective for the Group's operations, and sufficient checks and balances are in place.

The Company will continue reviewing and enhancing its corporate governance practices to ensure compliance with the CG Code.

THE BOARD

Board Composition

The Board is committed to providing effective and responsible leadership for the Company. The Directors, individually and collectively, must act in good faith in the best interests of the Company and its Shareholders. The Board has established four Board committees, being the Audit Committee, the Remuneration Committee, the nomination committee (the "**Nomination Committee**"), and the environment committee (the "**Environment Committee**") (each a "**Board Committee**" and collectively the "**Board Committees**"), to oversee different areas of the Company's affairs. As of the date of this annual report, the composition of the Board is as follows:

Executive Directors:	Mr. Cheng Hsien-Chun (<i>Chairman</i>) Mr. Philip Tan
Non-executive Director:	Mr. Chow Tien-Li
Independent Non-executive Directors:	Mr. Wang Jisheng Mr. Kiang Tien Sik David Dr. Su Morley Chung Wu

The biographical details of the Directors are set out in the "Biographies of Directors and Senior Management" on pages 10 to 12 in this annual report. A list of the Directors identifying their role and function and whether they are independent non-executive Directors is available on the Company's website.



Corporate Governance Report

Our executive Director has entered into a service agreement with our Company. Each of our non-executive Directors (including independent non-executive Directors) has signed an appointment letter or a service agreement with the Company.

Under the Articles, the Board shall have power from time to time appoint a Director either to fill a casual vacancy or as an addition to the Board. Any such new Director shall hold office until the first annual general meeting of the Company after his/her appointment and shall then be eligible for re-election at the same meeting. All non-executive Directors (including independent non-executive Directors) are appointed for a specific term of two years or three years and all directors (including independent non-executive Directors) are subject to retirement by rotation at least once every three years and are subject to re-election in accordance with the Articles.

There is no financial, business or other material/relevant relationships among members of the Board.

All Directors, including the non-executive Directors and independent non-executive Directors, have brought a wide spectrum of valuable business experience, knowledge and professionalism to the Board for its efficient and effective functioning. The non-executive Directors are invited to serve on the Audit Committee and the independent non-executive Directors are invited to serve on the Audit Committee, the Remuneration Committee, the Nomination Committee and the Environment Committee (as the case maybe).

As regards the CG Code provision requiring Directors to disclose the number and nature of offices held in public companies or organisations and other significant commitments as well as their identity and the time involved to the issuer, all the Directors have agreed to disclose their commitments to the Company in a timely manner.

Responsibilities

The functions and duties of the Board include but are not limited to convening Shareholders' general meetings and reporting the Board's work at the Shareholders' general meetings; implementing the resolutions passed at the Shareholders' general meetings; determining the Group's business plans and investment plans; preparing annual budget proposals and final accounts proposals; preparing plans for profit distribution and recovery of losses; preparing plans for the increase or decrease in registered capital; and exercising other power, functions and duties as conferred by the Articles.

The Board is also responsible for developing, reviewing and monitoring the policies and practices on corporate governance and legal and regulatory compliance of the Company, and the training and continuous professional development of Directors and senior management of the Group. The Board also reviews the disclosures in the Corporate Governance Report to ensure compliance.

Induction and Continuous Training and Professional Development

All Directors are aware of their responsibilities to the Shareholders and have exercised their duties with reasonable care, skill and diligence, in pursuit of the development of the Company. Every newly appointed Director receives an induction to ensure that he has a proper understanding of the business and operations of the Company and that he is fully aware of his duties and responsibilities as a director under applicable rules and requirements.

In December 2023, the Company, together with its Hong Kong legal advisers, organized training sessions for the Directors explaining the key amendments to Listing Rules in 2023 (mainly Share Scheme and Paperless Listing Regime) to ensure compliance and enhance their awareness of good corporate governance practices.



Corporate Governance Report

The list below summarises the training received by the Directors for the Year:

Name of Directors	Types of training	
	Attending in-house training organised by professional organizations	Reading materials updating on new rules and regulations
Mr. Cheng Hsien-Chun	✓	✓
Mr. Philip Tan	✓	✓
Mr. Chow Tien-Li	✓	✓
Mr. Wang Jisheng	✓	✓
Mr. Kiang Tien Sik David	✓	✓
Dr. Su Morley Chung Wu	✓	✓

Independence of Independent Non-Executive Directors

The role of the independent non-executive Directors is to provide independent and objective opinions to the Board, giving adequate control and balances for the Company to protect the overall interests of the Shareholders and the Company.

In compliance with Rules 3.10(1) and 3.10A of the Listing Rules, the Company has appointed three independent non-executive Directors, representing more than one-third of the Board. One of the independent non-executive Directors has the appropriate professional qualifications in accounting or related financial management expertise as required by Rule 3.10(2) of the Listing Rules.

Each independent non-executive director has submitted annual confirmation of his independence to the Company pursuant to Rule 3.13 of the Listing Rules. Based on the contents of such confirmations, the Company considers that all of the independent non-executive Directors are independent.

Board Committees

The Board is supported by a number of committees, including the Audit Committee, Nomination Committee, Remuneration Committee and Environment Committee. Each Board Committee has its defined and written terms of reference approved by the Board covering its duties, powers and functions. Their terms of reference of the Audit Committee, Nomination Committee, the Remuneration Committee and Environment Committee are respectively available on the Company's website.

All Board Committees are provided with sufficient resources to discharge their duties, including access to management or professional advice if considered necessary.

Audit Committee

The Company established the Audit Committee with written terms of reference in compliance with code provision C.3 of the CG Code as set out in Appendix C1 (formerly Appendix 14) to the Listing Rules. The primary duties of the Audit Committees are to provide the Directors with an independent review on the effectiveness of the financial reporting process, corporate governance measures, internal control and risk management system of the Group, to oversee the audit process and to perform other duties and responsibilities as assigned by the Directors.

At present, the Audit Committee comprises of 4 members, namely Mr. Kiang Tien Sik David (Chairman), Dr. Su Morley Chung Wu and Mr. Wang Jisheng, being independent non-executive Directors and Mr. Chow Tien-Li being non-executive Director.



Corporate Governance Report

Pursuant to the meeting of the Audit Committee on 26 March 2024, the Audit Committee has reviewed, among other things, the consolidated financial statements of the Company for the Year, including the accounting principles and practices adopted by the Company, report prepared by the external auditor covering major findings in the course of the audit, the risk management and internal control systems and the overall effectiveness of the Group's internal audit function and the adequacy of resources, qualifications and experience of the staff and the accounting and financial reporting matters, and selection and appointment of the external auditor.

Remuneration Committee

The Company has established the Remuneration Committee with written terms of reference in compliance with code provision E. of the CG Code as set out in Appendix C1 (formerly Appendix 14) to the Listing Rules. The primary functions of the Remuneration Committee are to make recommendations to the Board on the overall remuneration policy and structure relating to all Directors and senior management of the Group and review performance based remuneration and ensure none of the Directors determine their own remuneration. At present, the Remuneration Committee comprises Mr. Wang Jisheng (Chairman), Mr. Cheng and Dr. Su Morley Chung Wu. Pursuant to the meeting of the Remuneration Committee on 15 December 2023, the Remuneration Committee has reviewed the remuneration policy and structure relating to the Directors and senior management of the Company.

Remuneration of Directors and Senior Management

The Company has established a formal and transparent procedure for formulating policies on the remuneration of the Directors and senior management of the Group. Details of the remuneration of each of the Directors for the Year are set out in Note 11 to the consolidated financial statements.

During the Year, one Remuneration Committee meeting was held on 15 December 2023 for considering and recommending to the Board the remuneration and other benefits paid by the Company to the Directors and senior management of the Group. All members of the Remuneration Committee attended the meeting in person. The biographies of the senior management of the Company are disclosed in the section headed "Biographical Details of Directors and Senior Management" in this annual report. The remuneration of the senior management of the Company (other than Directors) by band for the Year is as follows:

Remuneration band (HK\$)	Number of individuals
0–1,000,000	2
1,000,001–1,500,000	1

Nomination Committee

The Company has established the Nomination Committee with written terms of reference in compliance with the CG Code as set out in Appendix C1 (formerly Appendix 14) to the Listing Rules. The primary duties of the Nomination Committee are mainly to at least annually review the structure, size and composition (including the skills, knowledge and experience) of the Board and make recommendations to the Board on any proposed changes to the Board to complement the Company's corporate strategy, to identify individuals suitably qualified to become members of the Board and select or make recommendations to the Board on the selection of individual(s) nominated for directorship(s), to assess the independence of the independent non-executive Directors, and to make recommendations to the Board on the appointment or re-appointment of Directors and succession planning for Directors. As at the date of this report, the Nomination Committee comprises Mr. Cheng (Chairman), Mr. Wang Jisheng and Mr. Kiang Tien Sik David.



Corporate Governance Report

Besides, it is also the duty of the Nomination Committee to review the board diversity policy (the “**Board Diversity Policy**”), which sets out the objective and approach to achieve and maintain diversity on the Board. The Company will ensure that the members of the Board have the appropriate balance of skills, experience and diversity of perspectives that are required to support the Group’s business strategy. Pursuant to the Board Diversity Policy, the Company seeks to achieve board diversity through consideration of various factors such as professional experience, skills, knowledge, gender, age, cultural and education background, ethnicity and length of service. Our Nomination Committee is delegated to be responsible for compliance with relevant code governing board diversity under the CG Code and will review the Board Diversity Policy from time to time to ensure its continued effectiveness.

When the Company is required to re-design the Board’s composition, the Company will ensure that all Board appointments will be based on meritocracy, and candidates will be considered against objective criteria, having due regard for the benefits of diversity on the Board.

During the Year, the Nomination Committee held one (1) meeting on 15 December 2023 for, among other matters, reviewing the structure, size and composition of the Board, assessing the independence of independent non-executive Directors and making recommendation to the Board on the appointment or re-appointment of Directors. During such meeting, the chairman of the Nomination Committee reminded that pursuant to the Listing Rules, issuers with a single gender board will have to appoint at least a director of a different gender on the board no later than 31 December 2024. Given that all members of the Board are male, the Company is required to appoint at least one female Director by 31 December 2024. During the Year, the Company had been screening appropriate female candidates to act as an additional Director to comply with the corporate governance. In view of the progress, the Company should have no difficulty on appointing one female director on or before 31 December 2024.

In terms of workforce of the Group, as at 31 December 2023, the Group has 1,752 full-time employees. employees (including the Board and senior management). Among which, there were 1,210 male employees and 542 female employees. Based on the job nature of different positions, the Board is of the view that the Company has basically achieved a certain degree of balanced diversity. Nevertheless, the Company aims to further enhance its diversity in workforce by introducing more staff with different sex and age (subject to job nature) and expects to perform a further review of its diversity in workforce by the end of 2023.

Environment Committee

The Company has established the Environment Committee mainly responsible for ensuring all the Group’s production plants comply with laws, rules and regulations in the aspect of environment. As at the date of this report, the Environment Committee comprises Dr. Su Morley Chung Wu (Chairman), Mr. Kiang Tien Sik David and Mr. Cheng.

During the Year, the Environment Committee held one (1) meeting on 27 March 2023 for reviewing the implementation of environment related matters.

Corporate Governance Functions

The Board is responsible for performing the functions set out in the code provision A.2.1 of the CG Code.

The Board developed, reviewed and monitored the Company’s corporate governance policies and practices, training and continuous professional development of Directors and senior management of the Company, and the Company’s policies and practices on compliance with legal and regulatory requirements, the compliance of for Securities Transactions by Directors of Listed Issuers (the “**Model Code**”) as set out in Appendix C3 (formerly Appendix 10), and the Company’s compliance with the CG Code and disclosure in this Corporate Governance Report.



Corporate Governance Report

Attendance Record of Directors

The attendance record of each of the current Directors at the Board and Board Committee meetings and the general meetings of the Company held during the Year is set out in the table below. The Directors did not authorize any alternate Director to attend Board or Board Committee meetings.

Name of Directors	Attendance/Number of Meetings					Annual General Meeting
	Audit Committee	Remuneration Committee	Nomination Committee	Environment Committee	Board	
Mr. Cheng Hsien-Chun	—	1/1	1/1	1/1	4/4	1/1
Mr. Chow Tien-Li (Note)	1/2	—	—	—	1/4	0/1
Mr. Philip Tan	2/2	—	—	—	4/4	1/1
Mr. Wang Jisheng	2/2	1/1	1/1	—	4/4	1/1
Mr. Kiang Tien Sik David	2/2	—	1/1	1/1	4/4	1/1
Dr. Su Morley Chung Wu	2/2	1/1	—	1/1	4/4	1/1

Note: Due to some family engagement of paramount importance, Mr. Chow Tien-Li was unable to attend several meetings held during the Year. The Company is in the course of working out with Mr. Chow Tien-Li his coming schedule.

Board Meetings

Pursuant to CG Code, meetings of the Board shall be held regularly at least four times each year and shall be convened by the chairman of the Board. If a Director is unable to attend a Board meeting, he may appoint another Director by a written power of attorney to attend on his behalf. Such a power of attorney shall specify the scope of authorization. Directors attending Board meetings on behalf of other Directors shall exercise their power as Directors within their scope of authorization. If a Director fails to attend a Board meeting and does not appoint an attorney to attend, the Director is deemed to have waived his rights to vote at that meeting. Each Director shall have one vote. Questions arising at any meetings of the Board shall be determined by a majority of votes. Where the numbers of votes cast for and against a resolution are equal, the chairman shall have the right to cast an additional vote.

Model Code for Securities Transactions

The Company has adopted the Model Code for Securities Transactions by Directors of Listed Issuers (the “**Model Code**”) as set out in Appendix C3 (formerly Appendix 10) to the Listing Rules as its own code of conduct regarding Directors’ securities transactions. Having made specific enquiries of all the Directors, each of the Directors has confirmed that he has complied with the required standards as set out in the Model Code for the Year.

COMPANY SECRETARY

Ms. Fu Chanyi (“**Ms. Fu**”) is the Company Secretary of the Company. According to Rule 3.29 of the Listing Rules, an issuer’s company secretary must take no less than 15 hours of relevant professional training in each financial year. For the Year, Ms. Fu had taken no less than 15 hours of relevant professional training.

All Directors have access to the advices and services of Ms. Fu on corporate governance and board procedures.



Corporate Governance Report

FINANCIAL REPORTING AND INTERNAL CONTROL

Financial reporting

The Board acknowledges its responsibility to prepare the Company's consolidated financial statements which give a true and fair view of the Group's state of affairs, results and cash flows for the year and in accordance with the International Financial Reporting Standards issued by the International Accounting Standards Board, and the disclosure requirements of the Hong Kong Companies Ordinance. The Company has selected appropriate accounting policies and has applied them consistently based on prudent and reasonable judgments and estimates. The Board considers that the Company has adequate resources to continue in business for the foreseeable future and is not aware of any material uncertainties relating to events or conditions that may affect the business of the Company or cast doubts on its ability to continue as going concern.

The responsibilities of BDO Limited, the Company's external auditor, with respect to financial reporting are set out in the "Independent Auditor's Report" on pages 34 to 37 of this annual report.

Internal controls and risk management

The Board has put in place a set of internal control and risk management system to address various operational, financial, legal and market risks identified in relation to the Group's operations, including but not limited to procurement and sales management, inventory management, research and development management, credit risk, liquidity risk, foreign exchange risk, human resources risk management, and various other financial and operational control and monitoring procedures. The risk management system and policies set forth procedures to identify, categorize, analyze and mitigate various risks and the relevant reporting hierarchy of risks identified in the Group's operations. The Board has the general power to manage the Group's operations and is responsible for the risk management and internal control systems and reviewing their effectiveness. After due consideration, the Directors are of the view that the Group's current risk management and internal control systems are adequate and effective.

The management of the Group has established a set of comprehensive structure, standards and procedures in areas of operational, financial, legal and market risks for safeguarding assets against unauthorized use or disposition; for maintaining proper accounting records and a sound cash management system; and for ensuring the reliability of financial information to achieve a satisfactory level of assurance against the likelihood of the occurrence of fraud and errors. The Board reviews the risk management and internal controls annually.

The Group's internal audit department plays a major role in monitoring the internal governance of the Group. The major tasks of the internal audit department are reviewing the financial condition and internal control of the Group and conducting comprehensive audits of all branches and subsidiaries of the Company on a regular basis. The assessment report was reviewed by the Audit Committee and the Board. The Board has conducted a review of, and is satisfied with the effectiveness of the risk management and internal control systems and the internal audit function for the Year.

The Group acknowledges its responsibilities under the SFO and the Listing Rules and the overriding principle that inside information should be announced immediately when it is the subject of a decision. The Group will ensure that inside information will be disclosed to the public through public announcements and its website as soon as reasonably practicable pursuant to the "Guidelines on Disclosure of Inside Information" published by the Securities and Futures Commission of Hong Kong in June 2012. Besides, all inside information will be kept strictly confidential before disclosing to the public and only the relevant persons such as Directors, company secretary and professional advisors will have access to such information.

The Directors will continue to review the risk management, internal control system and internal audit function as and when required.



Corporate Governance Report

External Auditor

BDO Limited (“**BDO**”), Certified Public Accountants, has been appointed as the external auditor of the Company, The Audit Committee has been notified of the nature and the service charges of non-audit services performed by BDO and considered that such services have no adverse effect on the independence of the external auditor.

For the Year, the remuneration paid or payable to BDO in respect of annual audit services provided to the Company and non-audit services provided in respect of reviewing the condensed consolidated interim financial statements amounted to approximately RMB1,063,000 and RMB180,000, respectively. The remuneration paid or payable to BDO’s affiliated company for non-audit services provided in respect of preparation of tax computations and application for advance ruling amounted to approximately RMB29,000 and RMB90,000 respectively.

There was no disagreement between the Board and the Audit Committee on the selection and appointment of the external auditor during the Year.

SHAREHOLDERS’ RIGHTS

The general meetings of the Company provide an opportunity for communication between the Shareholders and the Board.

An annual general meeting shall be held in each year and at the place as may be determined by the Board. Each general meeting, other than an annual general meeting, shall be called an extraordinary general meeting (“**EGM**”).

Convening an EGM and Putting Forward Proposals at General Meetings

EGM may be convened by Directors on requisition of one or more Shareholders holding, at the date of deposit of the requisition not less than one-tenth of the paid up capital of the Company carrying the right of voting at general meetings of the Company. Such requisition shall be made in writing to the Board or the company secretary of the Company by mail to the principal place of business in Hong Kong or the registered office of the Company, to require an EGM to be called by the Directors for the transaction of any business specified in such requisition. Such meeting shall be held within two months after the deposit of such requisition. If within twenty one days of such deposit the Board fails to proceed to convene such meeting, the requisitionist(s) himself (themselves) may do so in the same manner, and all reasonable expenses incurred by the requisitionist(s) as a result of the failure of the Board shall be reimbursed to the requisitionist(s) by the Company.

Putting Forward Enquiries to the Board

For putting forward any enquiries to the Board, Shareholders may send written enquiries to the Company by mail to the principal place of business in Hong Kong or the registered office of the Company.

INVESTOR RELATIONS

The Company has established a range of communication channels between itself and its Shareholders, investors and other stakeholders. These include the general meetings, the annual and interim reports, notices, announcements and circulars and the Company’s website at <http://www.pmpgc.com>.



Corporate Governance Report

CONSTITUTIONAL DOCUMENTS

On 25 May 2023, the Board approved certain amendments to the Articles in order to bring the articles of association in line with the then Appendix 3 (now Appendix A1) of the Listing Rules, which came into effect on 1 January 2022. A special resolution for the adoption of the Third Amended and Restated Memorandum and Articles of Association (“**New M&A**”) was passed by the Shareholders at the annual general meeting of the Company held on 21 June 2023. The New M&A is available on the respective websites of the Stock Exchange and the Company.

EVENT AFTER THE REPORTING PERIOD

The Company has adopted electronic dissemination of corporate communications pursuant to Rule 2.07A of the Listing Rules. As a result, both the English and Chinese versions of all future Corporate Communications will only be available electronically on the website of the Company at <http://www.pmpgc.com> and the HKExnews website at www.hkexnews.hk in place of printed copies. The Company will send all actionable corporate communications to its registered Shareholders individually in electronic form by email or printed copies (as the case may be). For details, please refer to the notice issued by the Company on 23 February 2024.

ENVIRONMENTAL, SOCIAL AND GOVERNANCE REPORT

The Environmental, Social and Governance Report (“**ESG Report**”) of the Group will be issued separately from this report and will be available only on the websites of the Stock Exchange and the Company. As usual, no printed form of ESG Report will be despatched to the Shareholders.



Independent Auditor's Report



Tel : +852 2218 8288
Fax: +852 2815 2239
www.bdo.com.hk

25th Floor Wing On Centre
111 Connaught Road Central
Hong Kong

電話 : +852 2218 8288
傳真 : +852 2815 2239
www.bdo.com.hk

香港干諾道中111號
永安中心25樓

TO THE SHAREHOLDERS OF PACIFIC MILLENNIUM PACKAGING GROUP CORPORATION

(incorporated in the Cayman Island with limited liability)

OPINION

We have audited the consolidated financial statements of Pacific Millennium Packaging Group Corporation (the “**Company**”) and its subsidiaries (together the “**Group**”) set out on pages 38 to 95, which comprise the consolidated statement of financial position as at 31 December 2023, and the consolidated statement of comprehensive income, the consolidated statement of changes in equity and the consolidated statement of cash flows for the year then ended, and notes to the consolidated financial statements, including material accounting policy information.

In our opinion, the consolidated financial statements give a true and fair view of the consolidated financial position of the Group as at 31 December 2023, and of its consolidated financial performance and its consolidated cash flows for the year then ended in accordance with IFRS Accounting Standards issued by International Accounting Standards Board (“**IASB**”) and have been properly prepared in compliance with the disclosure requirements of the Hong Kong Companies Ordinance.

BASIS FOR OPINION

We conducted our audit in accordance with Hong Kong Standards on Auditing (“**HKSAs**”) issued by the Hong Kong Institute of Certified Public Accountants (“**HKICPA**”). Our responsibilities under those standards are further described in the “Auditor’s Responsibilities for the Audit of the Consolidated Financial Statements” section of our report. We are independent of the Group in accordance with the HKICPA’s “Code of Ethics for Professional Accountants” (the “**Code**”), and we have fulfilled our other ethical responsibilities in accordance with the Code. We believe that the audit evidence we have obtained is sufficient and appropriate to provide a basis for our opinion.

KEY AUDIT MATTERS

Key audit matters are those matters that, in our professional judgement, were of most significance in our audit of the consolidated financial statements of the current period. These matters were addressed in the context of our audit of the consolidated financial statements as a whole, and in forming our opinion thereon, and we do not provide a separate opinion on these matters.



Independent Auditor's Report

IMPAIRMENT LOSS ON TRADE RECEIVABLES

Refer to Notes 4(d)(ii), 5(i), 18 and 33(a) to the consolidated financial statements.

As at 31 December 2023, the Group's trade receivables (net of impairment loss of RMB5,118,000) was amounted to RMB530,307,000. Impairment loss on trade receivables is based on management's estimate of the lifetime expected credit losses to be incurred, which is estimated by taking into account the credit loss experience, ageing of trade receivables, customers' repayment history and customers' financial position and an assessment of both the current and forecast general economic conditions, all of which involve a significant degree of management judgement.

We identified the impairment loss on trade receivables as a key audit matter due to the significance of trade receivable balances to the consolidated statement of financial position and significant judgements involved by management in the assessment of impairment loss.

Our response:

During our audit, we conducted the following audit procedures, amongst others, to address this key audit matter:


- obtaining an understanding of the model adopted by management in estimating lifetime expected credit losses which oversee credit control, debt collection and estimation of lifetime expected credit losses;
- testing the accuracy of ageing analysis of trade receivables, on a sample basis, to the related sales invoices and goods delivery documents; and
- assessing the reasonableness of management's loss allowance estimates by examining the information used by management to form such judgements, including testing the accuracy of the historical default data, evaluating whether the historical loss rates are appropriately adjusted based on current economic conditions and forward-looking information and examining the actual losses recorded during the current financial year and assessing whether there was an indication of management bias when recognising loss allowances.

OTHER INFORMATION IN THE ANNUAL REPORT

The directors are responsible for the other information. The other information comprises the information included in the Company's annual report, but does not include the consolidated financial statements and our auditor's report thereon.

Our opinion on the consolidated financial statements does not cover the other information and we do not express any form of assurance conclusion thereon.

In connection with our audit of the consolidated financial statements, our responsibility is to read the other information and, in doing so, consider whether the other information is materially inconsistent with the consolidated financial statements or our knowledge obtained in the audit or otherwise appears to be materially misstated. If, based on the work we have performed, we conclude that there is a material misstatement of this other information, we are required to report that fact. We have nothing to report in this regard.



Independent Auditor's Report

DIRECTORS' RESPONSIBILITIES FOR THE CONSOLIDATED FINANCIAL STATEMENTS

The directors are responsible for the preparation of the consolidated financial statements that give a true and fair view in accordance with IFRS Accounting Standards issued by IASB and the disclosure requirements of the Hong Kong Companies Ordinance, and for such internal control as the directors determine is necessary to enable the preparation of consolidated financial statements that are free from material misstatement, whether due to fraud or error.

In preparing the consolidated financial statements, the directors are responsible for assessing the Group's ability to continue as a going concern, disclosing, as applicable, matters related to going concern and using the going concern basis of accounting unless the directors either intend to liquidate the Group or to cease operations, or have no realistic alternative but to do so.

The directors are also responsible for overseeing the Group's financial reporting process. The Audit Committee assists the directors in discharging their responsibility in this regard.

AUDITOR'S RESPONSIBILITIES FOR THE AUDIT OF THE FINANCIAL STATEMENTS

Our objectives are to obtain reasonable assurance about whether the consolidated financial statements as a whole are free from material misstatement, whether due to fraud or error, and to issue an auditor's report that includes our opinion. This report is made solely to you, as a body, in accordance with the terms of our engagement, and for no other purpose. We do not assume responsibility towards or accept liability to any other person for the contents of this report.

Reasonable assurance is a high level of assurance, but is not a guarantee that an audit conducted in accordance with HKSAAs will always detect a material misstatement when it exists. Misstatements can arise from fraud or error and are considered material if, individually or in the aggregate, they could reasonably be expected to influence the economic decisions of users taken on the basis of these consolidated financial statements.

As part of an audit in accordance with HKSAAs, we exercise professional judgement and maintain professional skepticism throughout the audit. We also:

- Identify and assess the risks of material misstatement of the consolidated financial statements, whether due to fraud or error, design and perform audit procedures responsive to those risks, and obtain audit evidence that is sufficient and appropriate to provide a basis for our opinion. The risk of not detecting a material misstatement resulting from fraud is higher than for one resulting from error, as fraud may involve collusion, forgery, intentional omissions, misrepresentations, or the override of internal control.
- Obtain an understanding of internal control relevant to the audit in order to design audit procedures that are appropriate in the circumstances, but not for the purpose of expressing an opinion on the effectiveness of the Group's internal control.
- Evaluate the appropriateness of accounting policies used and the reasonableness of accounting estimates and related disclosures made by the directors.



Independent Auditor's Report

- Conclude on the appropriateness of the directors' use of the going concern basis of accounting and, based on the audit evidence obtained, whether a material uncertainty exists related to events or conditions that may cast significant doubt on the Group's ability to continue as a going concern. If we conclude that a material uncertainty exists, we are required to draw attention in our auditor's report to the related disclosures in the consolidated financial statements or, if such disclosures are inadequate, to modify our opinion. Our conclusions are based on the audit evidence obtained up to the date of our auditor's report. However, future events or conditions may cause the Group to cease to continue as a going concern.
- Evaluate the overall presentation, structure and content of the consolidated financial statements, including the disclosures, and whether the consolidated financial statements represent the underlying transactions and events in a manner that achieves fair presentation.
- Obtain sufficient appropriate audit evidence regarding the financial information of the entities or business activities within the Group to express an opinion on the consolidated financial statements. We are responsible for the direction, supervision and performance of the group audit. We remain solely responsible for our audit opinion.

We communicate with the Audit Committee regarding, among other matters, the planned scope and timing of the audit and significant audit findings, including any significant deficiencies in internal control that we identify during our audit.

We also provide the Audit Committee with a statement that we have complied with relevant ethical requirements regarding independence, and to communicate with them all relationships and other matters that may reasonably be thought to bear on our independence, and where applicable, actions taken to eliminate threats or safeguards applied.

From the matters communicated with the directors, we determine those matters that were of most significance in the audit of the consolidated financial statements of the current period and are therefore the key audit matters. We describe these matters in our auditor's report unless law or regulation precludes public disclosure about the matter or when, in extremely rare circumstances, we determine that a matter should not be communicated in our report because the adverse consequences of doing so would reasonably be expected to outweigh the public interest benefits of such communication.

BDO Limited

Certified Public Accountants

Wendy W.Y. Fong

Practising Certificate Number: P06821

Hong Kong, 26 March 2024



Consolidated Statement of Comprehensive Income

For the year ended 31 December 2023

	Notes	2023 RMB'000	2022 RMB'000
Revenue	7	2,002,406	2,178,409
Cost of sales		(1,660,988)	(1,840,268)
Gross profit		341,418	338,141
Other income and other gains and losses, net	8	10,091	8,124
Selling and distribution expenses		(127,764)	(120,824)
Administrative expenses		(154,175)	(156,524)
Impairment loss on trade receivables, net	10	(2,509)	(229)
Finance costs	9	(30,206)	(28,246)
Profit before income tax	10	36,855	40,442
Income tax expense	13	(14,441)	(17,621)
Profit for the year		22,414	22,821
Item that will not be reclassified subsequently to profit or loss:			
Exchange differences on translation of the Company's financial statements into its presentation currency		103	41
Item that may be reclassified subsequently to profit or loss:			
Exchange differences on translation of foreign operations		(203)	(10,074)
Total comprehensive income for the year		22,314	12,788
Earnings per share (RMB) – basic	14	7 cents	8 cents



Consolidated Statement of Financial Position

For the year ended 31 December 2023

	Notes	2023 RMB'000	2022 RMB'000
Non-current assets			
Property, plant and equipment	15	753,928	794,579
Prepayments for purchase of property, plant and equipment		14,643	5,407
Deferred tax assets	16	18,541	15,969
		787,112	815,955
Current assets			
Inventories	17	130,374	111,483
Trade and other receivables	18	587,789	635,642
Pledged deposits	19	11,250	20,850
Bank balances and cash	20	145,302	98,769
		874,715	866,744
Current liabilities			
Trade and other payables	21	322,372	331,151
Contract liabilities	22	3,110	2,829
Bank and other borrowings	23	307,608	348,340
Loans from immediate holding company	24	82,382	69,771
Tax payable		3,652	12,896
Lease liabilities	25	36,392	29,970
		755,516	794,957
Net current assets		119,199	71,787
Total assets less current liabilities		906,311	887,742
Non-current liabilities			
Bank and other borrowings	23	27,969	—
Lease liabilities	25	292,960	285,196
		320,929	285,196
Net assets		585,382	602,546



Consolidated Statement of Financial Position

For the year ended 31 December 2023

	Notes	2023 RMB'000	2022 RMB'000
Equity			
Share capital	26	2,442	2,442
Reserves	27	582,940	600,104
Total equity		585,382	602,546

On behalf of the board of directors

Mr. Cheng Hsien-Chun
Director

Mr. Kiang Tien Sik David
Director



Consolidated Statement of Changes in Equity

For the year ended 31 December 2023

	Share capital RMB'000 (Note 26)	Share premium RMB'000 (Note 27)	Merger reserve RMB'000 (Note (a))	Translation reserve RMB'000 (Note (b))	Surplus reserve RMB'000 (Note (c))	Other reserve RMB'000 (Note (d))	Retained profits RMB'000	Total RMB'000
At 1 January 2022	2,442	398,312	16,844	(6,381)	124,193	—	94,985	630,395
Profit for the year	—	—	—	—	—	—	22,821	22,821
Other comprehensive income for the year:								
Exchange differences on translation of the Company's financial statements into its presentation currency	—	—	—	41	—	—	—	41
Exchange differences on translation of foreign operations	—	—	—	(10,074)	—	—	—	(10,074)
Total comprehensive income for the year	—	—	—	(10,033)	—	—	22,821	12,788
Dividends paid (Note 31)	—	—	—	—	—	—	(40,637)	(40,637)
Transfer to surplus reserve	—	—	—	—	6,850	—	(6,850)	—
At 31 December 2022	2,442	398,312	16,844	(16,414)	131,043	—	70,319	602,546
At 1 January 2023	2,442	398,312	16,844	(16,414)	131,043	—	70,319	602,546
Profit for the year	—	—	—	—	—	—	22,414	22,414
Other comprehensive income for the year:								
Exchange differences on translation of the Company's financial statements into its presentation currency	—	—	—	103	—	—	—	103
Exchange differences on translation of foreign operations	—	—	—	(203)	—	—	—	(203)
Total comprehensive income for the year	—	—	—	(100)	—	—	22,414	22,314
Dividends paid (Note 31)	—	—	—	—	—	—	(43,087)	(43,087)
Transfer to surplus reserve	—	—	—	—	5,906	—	(5,906)	—
Shareholder's contribution arising from waiver of loan interest (Note 24)	—	—	—	—	—	3,609	—	3,609
At 31 December 2023	2,442	398,312	16,844	(16,514)	136,949	3,609	43,740	585,382



Consolidated Statement of Changes in Equity

For the year ended 31 December 2023

Notes:

(a) Merger reserve

Merger reserve represented the difference between the investment costs in subsidiaries and the aggregate amount of issued share capital of subsidiaries acquired pursuant to the group reorganisation in 2014.

(b) Translation reserve

This reserve comprises all foreign exchange differences arising from the translation of the financial statements of foreign operations and the translation of the Company's financial statements into its presentation currency. This reserve is dealt with in accordance with the accounting policy in Note 4(f) to the consolidated financial statements.

(c) Surplus reserve

In accordance with the relevant laws and regulations of the People's Republic of China (the "PRC"), each subsidiary incorporated in the PRC is required to provide for PRC surplus reserve, by way of transferring 10% of the profit after income tax to a surplus reserve until such reserve reaches 50% of the registered capital of each of the PRC subsidiary. Subject to certain restrictions set out in the Company Law of the PRC, part of the surplus reserve may be converted to increase paid-up capital/issued capital of the PRC subsidiary, provided that the remaining balance after capitalisation is not less than 25% of the registered capital.

(d) Other reserve

This reserve represents the shareholder's contribution to the Group.



Consolidated Statement of Cash Flows

For the year ended 31 December 2023

	2023 RMB'000	2022 RMB'000
Operating activities		
Profit before income tax	36,855	40,442
Adjustments for:		
Depreciation of property, plant and equipment	107,359	98,426
Finance costs	30,206	28,246
Interest income	(1,882)	(1,508)
Impairment loss on inventories	1,937	2,601
Reversal of impairment loss on inventories	(2,635)	(1,888)
Impairment loss on trade receivables	2,737	790
Reversal of impairment loss on trade receivables	(227)	(561)
Gain on lease modification	—	(61)
(Gain)/loss on disposal of property, plant and equipment	(199)	289
Operating cash flows before working capital changes	174,151	166,776
(Increase)/decrease in inventories	(18,193)	52,585
Decrease in trade and other receivables	45,259	44,579
Decrease in trade and other payables	(7,649)	(10,001)
Increase/(decrease) in contract liabilities	281	(915)
Cash generated from operations	193,849	253,024
Income tax paid	(26,259)	(14,983)
Net cash generated from operating activities	167,590	238,041
Investing activities		
Purchase of property, plant and equipment	(22,001)	(67,644)
Proceeds from disposal of property, plant and equipment	2,827	8,843
Prepayments made for purchase of property, plant and equipment	(14,643)	(5,407)
Decrease/(increase) in pledged deposits	9,600	(7,600)
Interest received	1,882	1,508
Net cash used in investing activities	(22,335)	(70,300)



Consolidated Statement of Cash Flows

For the year ended 31 December 2023

	2023 RMB'000	2022 RMB'000
Financing activities (Note 30(b))		
Dividends paid	(43,087)	(40,637)
Interest paid on bank loans	(12,169)	(12,066)
Repayment of interest element of lease liabilities	(16,715)	(14,722)
Interest paid on sale and leaseback arrangements	(274)	(1,348)
Interest paid on loans from immediate holding company	(1,128)	(1,738)
Proceeds from loans from immediate holding company	48,871	26,575
Repayment of loans from immediate holding company	(32,734)	(25,456)
Repayment of capital element of lease liabilities	(28,826)	(47,903)
Proceeds from bank and other borrowings	403,616	464,402
Repayment of bank and other borrowings	(416,379)	(475,469)
Net cash used in financing activities	(98,825)	(128,362)
Net increase in cash and cash equivalents	46,430	39,379
Cash and cash equivalents at beginning of the year	98,769	58,799
Effect of exchange rate changes on cash and cash equivalents	103	591
Cash and cash equivalents at end of the year	145,302	98,769
Analysis of cash and cash equivalents:		
Bank balances and cash	145,302	98,769



Notes to the Consolidated Financial Statements

For the year ended 31 December 2023

1. GENERAL INFORMATION

The Company was incorporated in the Cayman Islands on 31 July 2014 as an exempted company with limited liability under the Companies Act of the Cayman Islands. The registered office of the Company is at P.O. Box 472, 2nd Floor, Harbour Place, 103 South Church Street, George Town, Grand Cayman KY1-1106, Cayman Islands and the principal place of business of the Company in Hong Kong is Suite 2104, 21st Floor, Tower 2, Lippo Centre, 89 Queensway, Hong Kong.

The Company is an investment holding company. The Group, comprising the Company and its subsidiaries, is principally engaged in manufacture and sale of packaging materials. Particulars of the Company's subsidiaries are set out in Note 34 to the consolidated financial statements.

The immediate holding company of the Company is Pacific Millennium Holdings Corporation which is incorporated in the British Virgin Islands. The ultimate holding company of the Company is Golden Ford Investments Limited which is incorporated in the Independent State of Samoa. The directors of the Company consider Mr. Tan Richard Lipin to be the ultimate controlling shareholder.

The shares of the Company were listed on the Main Board of the Stock Exchange of Hong Kong Limited (the "**Stock Exchange**") on 21 December 2018.

2. ADOPTION OF IFRS ACCOUNTING STANDARDS

(a) Adoption of new or amended IFRS Accounting Standards— effective on 1 January 2023

The International Accounting Standards Board (the "**IASB**") has issued a number of new or amended IFRS Accounting Standards that are first effective for the current accounting period of the Group:

IFRS 17	Insurance Contracts
Amendments to IAS 8	Definition of Accounting Estimates
Amendments to IAS 1 and IFRS Practice Statement 2	Disclosure of Accounting Policies
Amendments to IAS 12	Deferred Tax related to Assets and Liabilities arising from a Single Transaction
Amendments to IAS 12	International Tax Reform — Pillar Two Model Rules

Except for amendments to IAS 1 and IFRS Practice Statement 2, the application of these new or amendments to IFRS Accounting Standards in the current year had no material impact on the Group's financial position and performance for the current and prior years and/or on the disclosures set out in these consolidated financial statements.

IFRS 17 — Insurance Contracts

IFRS 17 was issued by the IASB in 2017 and replaces IFRS 4 for annual reporting period beginning on or after 1 January 2023.

IFRS 17 introduces an internationally consistent approach to the accounting for insurance contracts. Prior to IFRS 17, significant diversity has existed worldwide relating to the accounting for and disclosure of insurance contracts, with IFRS 4 permitting many previous accounting approaches to be followed.



Notes to the Consolidated Financial Statements

For the year ended 31 December 2023

2. ADOPTION OF IFRS ACCOUNTING STANDARDS (Continued)

(a) Adoption of new or amended IFRS Accounting Standards — effective on 1 January 2023 (Continued)

IFRS 17 — Insurance Contracts (Continued)

Since IFRS 17 applies to all insurance contracts issued by an entity (with limited scope exclusions), its adoption may have an effect on non-insurers such as the Group. The Group carried out an assessment of its contracts and operations and concluded that the adoption of IFRS 17 has had no effect on these consolidated financial statements.

Amendments to IAS 8 — Definition of Accounting Estimates

The amendments to IAS 8, which added the definition of accounting estimates, clarify that the effects of a change in an input or measurement technique are changes in accounting estimates, unless resulting from the correction of prior period errors. These amendments clarify how entities make the distinction between changes in accounting estimate, changes in accounting policy and prior period errors.

These amendments had no effect on the consolidated financial statements of the Group.

Amendments to IAS 1 and IFRS Practice Statement 2 — Disclosure of Accounting Policies

In February 2021, the IASB issued amendments to IAS 1 and IFRS Practice Statement 2. The amendments aim to make accounting policy disclosures more informative by replacing the requirement to disclose “significant accounting policies” with “material accounting policy information”. The amendments also provide guidance under what circumstance, the accounting policy information is likely to be considered material and therefore requiring disclosure.

These amendments have no effect on the measurement or presentation of any items in the consolidated financial statements of the Group but affect the disclosure of accounting policies of the Group.

Amendments to IAS 12 — Deferred Tax related to Assets and Liabilities arising from a Single Transaction

In May 2021, the IASB issued amendments to IAS 12, which clarify whether the initial recognition exemption applies to certain transactions that result in both an asset and a liability being recognised simultaneously (e.g. a lease in the scope of IFRS 16). The amendments introduce an additional criterion for the initial recognition exemption, whereby the exemption does not apply to the initial recognition of an asset or liability which at the time of the transaction, gives rise to equal taxable and deductible temporary differences.

These amendments had no effect on these consolidated financial statements.

Amendments to IAS 12 — International Tax Reform — Pillar Two Model Rules

In December 2021, the Organisation for Economic Co-operation and Development (“**OECD**”) released a draft legislative framework for a global minimum tax that is expected to be used by individual jurisdictions. The goal of the framework is to reduce the shifting of profit from one jurisdiction to another in order to reduce global tax obligations in corporate structures. In March 2022, the OECD released detailed technical guidance on Pillar Two of the rules.

Stakeholders raised concerns with the IASB about the potential implications on income tax accounting, especially accounting for deferred taxes, arising from the Pillar Two model rules. The IASB issued the final Amendments (the Amendments) International Tax Reform — Pillar Two Model Rules, in response to stakeholder concerns on 23 May 2023.



Notes to the Consolidated Financial Statements

For the year ended 31 December 2023

2. ADOPTION OF IFRS ACCOUNTING STANDARDS (Continued)

(a) Adoption of new or amended IFRS Accounting Standards — effective on 1 January 2023 (Continued)

Amendments to IAS 12- International Tax Reform — Pillar Two Model Rules (Continued)

The Amendments introduce a mandatory exception to entities from the recognition and disclosure of information about deferred tax assets and liabilities related to Pillar Two model rules. The exception is effective immediately and retrospectively. The Amendments also provide for additional disclosure requirements with respect to an entity's exposure to Pillar Two income taxes.

Management has determined that the Group is not within the scope of OECD's Pillar Two Model Rules and the exception to the recognition and disclosure of information about deferred tax assets and liabilities related to Pillar Two income taxes is not applicable to the Group.

(b) Amended IFRS Accounting Standards that have been issued but are not yet effective

The following amended IFRS Accounting Standards, potentially relevant to the Group's consolidated financial statements, have been issued, but are not yet effective and have not been early adopted by the Group. The Group's current intention is to apply these changes on the date they become effective.

Amendments to IAS 1	Classification of Liabilities as Current or Non-current and Non-current Liabilities with Covenants ¹
Amendments to IAS 7 and IFRS 7	Supplier Finance Arrangements ¹
Amendments to IAS 21	Lack of Exchangeability ²
Amendments to IFRS 16	Lease Liability in a Sale and Leaseback ¹

¹ Effective for annual periods beginning on or after 1 January 2024

² Effective for annual periods beginning on or after 1 January 2025

Amendments to IAS 1 — Classification of Liabilities as Current or Non-current (the “2020 Amendment”)

The 2020 Amendments provide clarification that if an entity's right to defer settlement of a liability is subject to compliance with future covenants, the entity has a right to defer settlement of the liability even if it does not comply with those covenants at the end of the reporting period. Classification of a liability is unaffected by the likelihood that the entity will exercise its right to defer settlement of the liability. The 2020 Amendments also clarify the situations that are considered as a settlement of a liability. The 2020 Amendments are effective for annual periods beginning on or after 1 January 2024 and shall be applied retrospectively. Earlier application of the 2020 Amendments is permitted. However, an entity that applies the 2020 Amendments early is also required to apply the 2022 Amendments, and vice versa.

The directors of the Company do not anticipate that the application of these amendments in the future will have material impact on these consolidated financial statements.

Amendments to IAS 1 — Non-current Liabilities with Covenants (the “2022 Amendment”)

The 2020 Amendments clarify how to treat liabilities that are subject to covenants to be complied with, at a date subsequent to the reporting period. The 2022 Amendments improve the information an entity provides when its right to defer settlement of a liability for at least twelve months is subject to compliance with covenants. The 2022 Amendments clarify that only covenants with which an entity must comply on or before the reporting date will affect for annual periods beginning on or after 1 January 2024 and shall be applied retrospectively. Earlier application of the 2022 Amendments is permitted.



Notes to the Consolidated Financial Statements

For the year ended 31 December 2023

2. ADOPTION OF IFRS ACCOUNTING STANDARDS (Continued)

(b) Amended IFRS Accounting Standards that have been issued but are not yet effective (Continued)

Amendments to IAS 1 – Non-current Liabilities with Covenants (Continued)

Based on Group's outstanding liabilities as at 31 December 2023, the directors of the Company do not anticipate that the application of the amendments will result in the reclassification of the Group's liabilities.

Amendments to IAS 7 and IFRS 7 – Supplier Finance Arrangements

In May 2023, the IASB issued amendments to IAS 7 Statement of Cash Flows and IFRS 7 Financial Instruments: Disclosures to clarify the characteristics of supplier finance arrangements and require additional disclosure of such arrangements. The disclosure requirements in the amendments are intended to assist users of financial statements in understanding the effects of supplier finance arrangements on an entity's liabilities, cash flows and exposure to liquidity risk.

The amendments will be effective for annual reporting periods beginning on or after 1 January 2024. Early adoption is permitted, but will need to be disclosed.

The Group expected that the adoption of these amendments will not have any significant impact on these consolidated financial statements.

Amendments to IAS 21 – Lack of Exchangeability

The IASB issued Lack of Exchangeability which amended IAS 21 The Effects of Changes in Foreign Exchange Rates (the Amendments). The amendments arose as a result of a submission received by the IFRS Interpretations Committee (the Committee) about the determination of the exchange rate when there is a long-term lack of exchangeability. IAS 21, prior to the amendments, did not include explicit requirements for the determination of the exchange rate when a currency is not exchangeable into another currency, which led to diversity in practice.

The amendments introduce requirements to assess when a currency is exchangeable into another currency and when it is not. The amendments require an entity to estimate the spot exchange rate when it concludes that a currency is not exchangeable into another currency.

The Group expected that the adoption of these amendments will not to have any significant impact on these consolidated financial statements.

Amendments to IFRS 16 – Lease Liabilities in a Sale and Leaseback

Amendments to IFRS 16 specify the requirements that a seller-lessee uses in measuring the lease liability arising in a sale and leaseback transaction to ensure the seller-lessee does not recognise any amount of the gain or loss that relates to the right of use it retains. The amendments are effective for annual periods beginning on or after 1 January 2024 and shall be applied retrospectively to sale and leaseback transactions entered into after the date of initial application of IFRS 16 (i.e., 1 January 2019). Earlier application is permitted.

The Group expected that the adoption of these amendments will not to have any significant impact on these consolidated financial statements.



Notes to the Consolidated Financial Statements

For the year ended 31 December 2023

3. BASIS OF PREPARATION

(a) Statement of compliance

The consolidated financial statements have been prepared in accordance with IFRS Accounting Standards, International Accounting Standards and Interpretations (collectively IFRS Accounting Standards) issued by IASB and the disclosure requirements of the Hong Kong Companies Ordinance. In addition, the consolidated financial statements include applicable disclosures required by the Rules Governing the Listing of Securities on the Stock Exchange.

(b) Basis of measurement

The consolidated financial statements have been prepared under the historical cost basis. The summary of accounting policies applied in the preparation of consolidated financial statements are set out in Note 4 below.

(c) Functional and presentation currency

The consolidated financial statements are presented in Renminbi (“**RMB**”), which is also the functional currency of the Company’s subsidiaries incorporated in the People’s Republic of China (the “**PRC**”) from which over 90% of the Group’s revenue and operating profit were generated. The functional currency of the Company is United States dollars (“**US\$**”).

4. ACCOUNTING POLICIES

(a) Basis of consolidation

The consolidated financial statements comprise the financial statements of the Company and its subsidiaries. Inter-company transactions and balances between group companies together with unrealised profits are eliminated in full in preparing the consolidated financial statements. Unrealised losses are also eliminated unless the transaction provides evidence of impairment on the asset transferred, in which case the loss is recognised in profit or loss.

(b) Property, plant and equipment

Property, plant and equipment are stated at cost less accumulated depreciation and accumulated impairment losses. The cost of property, plant and equipment includes its purchase price and the costs directly attributable to the acquisition of the items.

Property, plant and equipment are depreciated so as to write off their cost net of expected residual value over their estimated useful lives on a straight-line basis. The useful lives, residual value and depreciation method are reviewed, and adjusted if appropriate, at the end of each reporting period. The useful lives are as follows:

Buildings	20 years
Leasehold improvement	10–15 years
Plant and machinery	10 years
Furniture and fixtures	3–5 years
Motor vehicles	5 years



Notes to the Consolidated Financial Statements

For the year ended 31 December 2023

4. ACCOUNTING POLICIES (Continued)

(b) Property, plant and equipment (Continued)

Construction in progress is stated at cost less impairment losses. Cost comprises direct costs of construction as well as borrowing costs capitalised during the periods of construction and installation. Capitalisation of these costs ceases and the construction in progress is transferred to the appropriate class of property, plant and equipment when substantially all the activities necessary to prepare the assets for their intended use are completed. No depreciation is provided for in respect of construction in progress until it is completed and ready for its intended use.

An asset is written down immediately to its recoverable amount if its carrying amount is higher than the asset's estimated recoverable amount.

The depreciation method used for right-of-use assets is the same as that used for property, plant and equipment. Right-of-use assets in which the Group is reasonably certain to obtain ownership of the underlying leased assets at the end of the lease term are depreciated from commencement date to the end of the useful life. Otherwise, right-of-use assets are depreciated on a straight-line basis over the shorter of its estimated useful life and the lease term. The depreciation rates of the different classes of right-of-use assets are as follows:

Leasehold land:	over the lease term period or 2%
Other leased properties:	over the lease term period

(c) Leasing

The Group as a lessee

All leases are required to be capitalised in the consolidated statement of financial position as right-of-use assets and lease liabilities, but accounting policy choices exist for an entity to choose not to capitalise (i) leases which are short-term leases for which at the commencement date have a lease term of 12 months or less and do not obtain purchase option and/or (ii) leases for which the underlying asset is of low-value. The Group has elected not to recognise right-of-use assets and lease liabilities for low-value assets and short-term leases. The lease payments associated with those leases have been expensed on a straight-line basis over the lease term.

Right-of-use asset

The right-of-use asset is recognised at cost, which comprises: (i) the amount of the initial measurement of the lease liability (see below for the accounting policy to account for lease liability); (ii) any lease payments made at or before the commencement date, less any lease incentives received; (iii) any initial direct costs incurred by the lessee and (iv) an estimate of costs to be incurred by the lessee in dismantling and removing the underlying asset to the condition required by the terms and conditions of the lease, unless those costs are incurred to produce inventories. The Group measures the right-of-use assets applying a cost model. Under the cost model, the Group measures the right to use at cost, less any accumulated depreciation and any impairment losses, and adjusted for any remeasurement of lease liability. Right-of-use assets are classified as property, plant and equipment in the consolidated statement of financial position.



Notes to the Consolidated Financial Statements

For the year ended 31 December 2023

4. ACCOUNTING POLICIES (Continued)

(c) Leasing (Continued)

Lease liability

The lease liability is recognised at the present value of the lease payments that are not paid at the date of commencement of the lease. The lease payments are discounted using the interest rate implicit in the lease, if that rate can be readily determined which is generally the case of the Group. If that rate cannot be readily determined, the Group uses the lessee's incremental borrowing rate.

The following payments for the right to use the underlying asset during the lease term that are not paid at the commencement date of the lease are considered to be lease payments: (i) fixed payments less any lease incentives receivable; (ii) variable lease payments that depend on an index or a rate, initially measured using the index or rate as at commencement date; (iii) amounts expected to be payable by the lessee under residual value guarantees; (iv) the exercise price of a purchase option if the lessee is reasonably certain to exercise that option and (v) payments of penalties for terminating the lease, if the lease term reflects the lessee exercising an option to terminate the lease.

Subsequent to the commencement date, the Group measures the lease liability by: (i) increasing the carrying amount to reflect interest on the lease liability; (ii) reducing the carrying amount to reflect the lease payments made; and (iii) remeasuring the carrying amount to reflect any reassessment or lease modifications, e.g., a change in future lease payments arising from change in an index or rate, a change in the lease term, a change in the in substance fixed lease payments or a change in assessment to purchase the underlying asset.

(d) Financial instruments

(i) Financial assets

Classification

The Group classifies its financial assets in one measurement category which are measured at amortised cost.

The classification depends on the Group's business model for managing the financial assets and the contractual terms of the cash flows.

Measurement

On initial recognition, the Group measures a financial asset at its fair value plus transaction costs that are directly attributable to the acquisition of the financial asset.

The Group subsequently measures the financial assets at amortised cost if the following conditions are met:

- the financial asset is held within a business model whose objective is to hold financial assets in order to collect contractual cash flows; and
- the contractual terms of the financial asset give rise on specified dates to cash flows that are solely payments of principal and interest on the principal amount outstanding.



Notes to the Consolidated Financial Statements

For the year ended 31 December 2023

4. ACCOUNTING POLICIES (Continued)

(d) Financial instruments (Continued)

(i) Financial assets (Continued)

Measurement (Continued)

Amortised cost: Assets that are held for collection of contractual cash flows where those cash flows represent solely payments of principal and interest are measured at amortised cost. Financial assets at amortised cost are subsequently measured using the effective interest method. Interest income, foreign exchange gains and losses and impairment are recognised in profit or loss. Any gain on derecognition is recognised in profit or loss.

Derecognition

The Group derecognises a financial asset, if the part being considered for derecognition meets one of the following conditions: (i) the contractual rights to receive the cash flows from the financial asset expire; or (ii) the contractual rights to receive the cash flows of the financial asset have been transferred, the Group transfers substantially all the risks and rewards of ownership of the financial asset; or (iii) the Group retains the contractual rights to receive the cash flows of the financial asset, but assumes a contractual obligation to pay the cash flows to the eventual recipient in an agreement that meets all the conditions of derecognition of transfer of cash flows (“**pass through**” requirements) and transfers substantially all the risks and rewards of ownership of the financial asset.

Where a transfer of a financial asset in its entirety meets the criteria for derecognition, the difference between the two amounts below is recognised in profit or loss:

- the carrying amount of the financial asset transferred; and
- the sum of the consideration received from the transfer and any cumulative gain or loss that has been recognised directly in equity.

If the Group neither transfers nor retains substantially all the risks and rewards of ownership and continues to control the transferred asset, the Group continues to recognise the asset to the extent of its continuing involvement and recognises an associated liability.

(ii) Impairment loss on financial assets

The Group has these types of financial assets subject to IFRS 9’s expected credit loss (“**ECL**”) model:

- Trade receivables
- Financial assets included in other receivables and deposits, bills receivables, pledged deposits and bank balance and cash

Lifetime ECLs are the ECLs that result from all possible default events over the expected life of a financial instrument. The maximum period considered when estimating ECLs is the maximum contractual period over which the Group is exposed to credit risk.

For trade receivables, the Group applies the simplified approach permitted by IFRS 9, which requires lifetime ECLs to be recognised from initial recognition of the receivables.



Notes to the Consolidated Financial Statements

For the year ended 31 December 2023

4. ACCOUNTING POLICIES (Continued)

(d) Financial instruments (Continued)

(ii) Impairment loss on financial assets (Continued)

Impairment on other financial assets is measured as either 12-month ECLs or lifetime ECLs, depending on whether there has been a significant increase in credit risk since initial recognition. If a significant increase in credit risk of a receivable has occurred since initial recognition, impairment is measured as lifetime ECLs. These balances were considered to be of low credit risk and impairment provision recognised, if any, during the year was limited to 12-month ECLs. The 12-month ECLs of these balances during the year is close to zero.

Measurement of ECLs

ECLs are a probability-weighted estimate of credit losses. Credit losses are measured as the present value of all cash shortfalls (i.e. the difference between the cash flows due to the entity in accordance with the contract and the cash flows that the Group expects to receive).

When determining whether the credit risk of a financial asset has increased significantly since initial recognition and when estimating ECL, the Group considers reasonable and supportable information that is relevant and available without undue cost or effort. This includes both quantitative and qualitative information analysis, based on the Group's historical experience and informed credit assessment and including forward-looking information.

The Group assumes that the credit risk on a financial asset has increased significantly if it is more than 30 days past due unless the Group has reasonable and supportable information that a more lagging default criteria is more appropriate.

Definition of default

The Group considers the following as constituting an event of default for internal credit risk management purposes as historical experience indicates that receivables that meet either of the following criteria are generally not recoverable.

- when there is a breach of financial covenants by the counterparty; or
- information developed internally or obtained from external sources indicates that the debtor is unlikely to pay its creditors, including the Group, in full.

Credit-impaired financial assets

At each reporting date, the Group assesses on a forward-looking basis whether financial assets carried at amortised cost are credit-impaired. A financial asset is credit-impaired when one or more events that have a detrimental impact on the estimated future cash flows of the financial asset have occurred.

Evidence that a financial asset is credit-impaired includes the following observable data:

- significant financial difficulty of the borrower or issuer;
- breach of contract such as a default or past due event;
- it is becoming probable that the borrower will enter bankruptcy or other financial reorganisation; or the disappearance of an active market for a security because of financial difficulties.



Notes to the Consolidated Financial Statements

For the year ended 31 December 2023

4. ACCOUNTING POLICIES (Continued)

(d) Financial instruments (Continued)

(ii) Impairment loss on financial assets (Continued)

Presentation of allowance for ECLs in the consolidated statement of financial position

Loss allowances for financial assets measured at amortised cost are deducted from the gross carrying amount of the assets.

Write-off

The gross carrying amount of a financial asset is written off (either partially or in full) to the extent that there is no realistic prospect of recovery. This is generally the case when the Group determines that the debtor does not have assets or sources of income that could generate sufficient cash flows to repay the amounts subject to the write-off. However, financial assets that are written off could still be subject to enforcement activities in order to comply with the Group's procedures for recovery of amounts due.

(iii) Financial liabilities

The Group classifies its financial liabilities, depending on the purpose for which the liabilities were incurred. All of the Group's financial liabilities are financial liabilities at amortised cost which are initially measured at fair value, net of directly attributable costs incurred and are subsequently measured at amortised cost, using the effective interest method. The related interest expense is recognised in profit or loss.

Gains or losses are recognised in profit or loss when the liabilities are derecognised as well as through the amortisation process.

Financial liabilities are derecognised when the obligation specified in the relevant contract is discharged, cancelled or expires.

(iv) Effective interest method

The effective interest method is a method of calculating the amortised cost of a financial asset or financial liability and of allocating interest income or interest expense over the relevant period. The effective interest rate is the rate that exactly discounts estimated future cash receipts or payments through the expected life of the financial asset or liability, or where appropriate, a shorter period.

(e) Inventories

Inventories are initially recognised at cost, and subsequently at the lower of cost and net realisable value.

Cost comprises all costs of purchase, costs of conversion and other costs incurred in bringing the inventories to their present location and condition. Cost is calculated using the weighted average method. Net realisable value represents the estimated selling price in the ordinary course of business less the estimated costs to completion and estimated costs necessary to make the sales.



Notes to the Consolidated Financial Statements

For the year ended 31 December 2023

4. ACCOUNTING POLICIES (Continued)

(f) Revenue recognition

The Group principally derives revenue from sales of goods (corrugated packaging products and corrugated sheet board).

Revenue is measured based on the consideration to which the entity expects to be received or receivable, and represents amounts receivable for goods sold, stated net of discounts, returns and value-added taxes. The Group recognises revenue when the specific criteria have been met as described below.

For contracts where the period between the payment and the transfer of the promised goods or services is one year or less, which is generally the case of the Group, the transaction price is not adjusted for the effects of a significant financing component, using the practical expedient in IFRS 15.

(i) Sales of goods

Revenue from sales of goods is recognised when control of the goods has transferred, being when the products are accepted by the customers. The customers have full discretion over the products, and there is no unfulfilled obligation that could affect the customers' acceptance of the products.

The only performance obligation of the contracts with customers is the sales of goods and this performance obligation is satisfied at a point in time. The credit period for customers is generally 30 days to 120 days from the invoice date.

There is no warranty clause in the contracts with customers.

A receivable is recorded when the Group has an unconditional right to consideration. A right to consideration is unconditional if only the passage of time is required before payment of that consideration is due.

(g) Government subsidies

Subsidies from government are recognised at their fair value where there is a reasonable assurance that the subsidies will be received and the Group will comply with all attached conditions.

Under these circumstances, the subsidies are recognised as income or matched with the associated costs which the subsidies are intended to compensate.

(h) Income taxes

Income taxes for the year comprise current tax and deferred tax.

Current tax is based on the profit or loss from ordinary activities adjusted for items that are non-assessable or disallowable for income tax purposes and is calculated using tax rates that have been enacted or substantively enacted at the end of reporting period.

Deferred tax for the Group is calculated on temporary differences under liability method.



Notes to the Consolidated Financial Statements

For the year ended 31 December 2023

4. ACCOUNTING POLICIES (Continued)

(i) Foreign currency

Transactions entered into by group entities in currencies other than the currency of the primary economic environment in which they operate (the “**functional currency**”) are recorded at the rates ruling when the transactions occur. Foreign currency monetary assets and liabilities are translated at the rates ruling at the end of reporting period. Non-monetary items carried at fair value that are denominated in foreign currencies are retranslated at the rates prevailing on the date when the fair value was determined. Non-monetary items that are measured in terms of historical cost in a foreign currency are not retranslated.

Exchange differences arising on the settlement of monetary items, and on the translation of monetary items, are recognised in profit or loss in the period in which they arise.

On consolidation, income and expense items of foreign operations are translated into the presentation currency of the Group (i.e. RMB) at the average exchange rates for the year, unless exchange rates fluctuate significantly during the period, in which case, the rates approximating to those ruling when the transactions took place are used. All assets and liabilities of foreign operations are translated at the rate ruling at the end of reporting period. Exchange differences arising, if any, are recognised in other comprehensive income and accumulated in equity as translation reserve (attributed to non-controlling interests as appropriate). Exchange differences recognised in profit or loss of group entities’ separate financial statements on the translation of long-term monetary items forming part of the Group’s net investment in the foreign operation concerned are reclassified to other comprehensive income and accumulated in equity as translation reserve.

(j) Employee benefits

(i) Short term employee benefits

Short term employee benefits are employee benefits (other than termination benefits) that are expected to be settled wholly before twelve months after the end of the annual reporting period in which the employees render the related services. Short term employee benefits are recognised in the year when the employees render the related services.

(ii) Defined contribution retirement plans

Contributions to defined contribution retirement plans are recognised as an expense in profit or loss when the services are rendered by the employees.

Pursuant to the relevant laws and regulations of the PRC, the Company’s subsidiaries in the PRC have joined defined contribution schemes for the employees, such as basic pension scheme, housing fund, basic medical insurance, unemployment insurance, injury insurance and maternity insurance. The Group makes contributions to the above mentioned schemes at the applicable rates based on the amounts stipulated by the government organisation. The contributions are charged to the income statement on an accrual basis.

(iii) Termination benefits

Termination benefits are recognised when, and only when, the Group demonstrably commits itself to terminate employment or to provide benefits as a result of voluntary redundancy by having a detailed formal plan which is without realistic possibility of withdrawal.



Notes to the Consolidated Financial Statements

For the year ended 31 December 2023

4. ACCOUNTING POLICIES (Continued)

(k) Impairment of non-financial assets

At the end of each reporting period, the Group/Company reviews the carrying amounts of the following assets to determine whether there is any indication that those assets have suffered an impairment loss or an impairment loss previously recognised no longer exists or may have decreased:

- property, plant and equipment (including right-of-use assets); and
- investments in subsidiaries.

If the recoverable amount (i.e. the greater of the fair value less costs of disposal and value in use) of an asset is estimated to be less than its carrying amount, the carrying amount of the asset is reduced to its recoverable amount. An impairment loss is recognised as an expense immediately.

Where an impairment loss subsequently reverses, the carrying amount of the asset is increased to the revised estimate of its recoverable amount, to the extent that the increased carrying amount does not exceed the carrying amount that would have been determined had no impairment loss been recognised for the asset in prior years. A reversal of an impairment loss is recognised as income immediately.

Value in use is based on the estimated future cash flows expected to be derived from the asset or cash generating unit, discounted to their present value using a pre-tax discount rate that reflects current market assessments of the time value of money and the risks specific to the asset or cash generating unit.

(l) Borrowing costs

Borrowing costs attributable directly to the acquisition, construction or production of qualifying assets which require a substantial period of time to be ready for their intended use or sale, are capitalised as part of the cost of those assets. Income earned on temporary investments of specific borrowings pending their expenditure on those assets is deducted from borrowing costs capitalised. All other borrowing costs are recognised in profit or loss in the period in which they are incurred.



Notes to the Consolidated Financial Statements

For the year ended 31 December 2023

5. CRITICAL ACCOUNTING JUDGEMENTS AND KEY SOURCES OF ESTIMATION UNCERTAINTY

In the application of the Group's accounting policies, the directors of the Company are required to make judgements, estimates and assumptions about the carrying amounts of assets and liabilities that are not readily apparent from other sources. The estimates and associated assumptions are based on historical experience and other factors that are considered to be relevant. Actual results may differ from these estimates.

The estimates and underlying assumptions are reviewed on an ongoing basis. Revisions to accounting estimates are recognised in the period in which the estimate is revised if the revision affects only that period or in the period of the revision and future periods if the revision affects both current and future periods.

(i) Impairment of financial assets measured at amortised cost

The loss allowances for financial assets are based on assumptions about risk of default and expected loss rates. The Group uses judgement in making these assumptions and selecting the inputs to the impairment calculation, based on the Group's past history existing conditions as well as forward-looking estimates at the end of each reporting period.

(ii) Recognition of deferred tax asset for carried-forward tax losses

The deferred tax assets include an amount of RMB16,748,000 which related to carried-forward tax losses of the PRC subsidiaries. These subsidiaries have incurred the losses during the year. The Group has concluded that the deferred tax assets will be recoverable using the estimated future taxable income based on the business plans and the operation cycles. The subsidiaries are expected to generate taxable income from 2025 onwards. The losses can be carried forward for 5 years.

6. SEGMENT REPORTING

The executive director of the Company during the year has been identified as the chief operating decision-maker ("CODM") of the Group who reviews the Group's internal reporting in order to assess performance of the Group on a regular basis and allocate resources.

(a) Reportable segments

The Group is principally engaged in manufacture and sale of packaging materials. The CODM assesses the performance of the business based on a measure of operating results and considers the business as a single operating segment. Information reported to the CODM for the purposes of resources allocation and performance assessment focuses on the operating results of the Group as a whole as the Group's resources are integrated. Accordingly, the Group has identified one operating segment which is manufacture and sale of packaging materials.

(b) Geographical information

Since all the Group's revenue and operating profit were generated from the manufacture and sale of packaging materials in the PRC and over 90% of the Group's identifiable non-current assets were located in the PRC, no geographical segment information is presented in accordance with IFRS 8 Operating Segments.

(c) Information about major customers

None of the Group's sales to a single customer amounted to 10% or more of the Group's revenue during the years ended 31 December 2023 and 2022.



Notes to the Consolidated Financial Statements

For the year ended 31 December 2023

7. REVENUE

Revenue represents the net invoiced value of goods sold by the Group during the year, net of value-added tax.

	2023 RMB'000	2022 RMB'000
Corrugated packaging products	1,812,728	1,970,039
Corrugated sheet boards	189,678	208,370
	2,002,406	2,178,409

Disaggregation of revenue

The following table sets out a breakdown of the Group's revenue, all of which is recognised at a point in time, categorised by the industries of the end products, in which the Group's products were applied, during the year:

	2023 RMB'000	2022 RMB'000
Revenue by industry		
Food and beverage	598,829	601,865
Paper and packaging	254,043	297,027
Non-food-and-beverage-consumables (Note (i))	310,199	351,671
Supplier chain solution	42,887	72,386
E-commerce	27,104	33,614
Home electronics	34,301	24,811
Home furniture	112,634	132,148
Medical products	117,275	112,903
Chemical products	78,424	81,621
Mechanical manufacturing	70,151	78,498
Computer and electronic product manufacturing	63,713	55,004
Textiles	63,390	90,423
Others (Note (ii))	229,456	246,438
	2,002,406	2,178,409

Notes:

- (i) Non-food-and-beverage-consumables include, but not limited to, daily household products such as shampoo, detergent, skin care products.
- (ii) Others include logistics, architecture, automobile, etc.

The Group has applied the practical expedient under IFRS 15 so that transaction price allocated to unsatisfied performance obligations under contracts is not disclosed as such contracts have an original expected duration of one year or less.

Notes to the Consolidated Financial Statements

For the year ended 31 December 2023

8. OTHER INCOME AND OTHER GAINS AND LOSSES, NET

	2023 RMB'000	2022 RMB'000
Sales of other materials and consumables	3,545	3,073
Interest income	1,882	1,508
Government subsidies (Note)	4,198	3,236
Sundry income, net	267	535
Gain/(loss) on disposal of property, plant and equipment	199	(289)
Gain on modification of the leases	—	61
	10,091	8,124

Note:

The amounts mainly included subsidies for payroll support of RMB425,000 (2022: RMB822,000) and subsidies for environmentally friendly development of RMB3,269,000 (2022: RMB1,519,000) during the year. There were no conditions attached to these subsidies by the relevant PRC local government.

9. FINANCE COSTS

	2023 RMB'000	2022 RMB'000
Interest on lease liabilities	16,715	14,722
Less: amounts capitalised in property, plant and equipment (Note)	(80)	(1,628)
	16,635	13,094
Interest on bank loans	12,169	12,066
Interest on sale and leaseback arrangements	274	1,348
Interest on loans from immediate holding company	1,128	1,738
	30,206	28,246

Note:

Borrowing costs capitalised represented all the interest on the lease liabilities relating to the acquisition of plant and machinery for the production line. Capitalisation of interest commenced from the date of commencement of installation of the production line and ceased once the production line is ready for its intended use. Capitalisation rate was 3.61% for the year ended 31 December 2023 (2022: 3.85%).



Notes to the Consolidated Financial Statements

For the year ended 31 December 2023

10. PROFIT BEFORE INCOME TAX

Profit before income tax is arrived at after charging/(crediting):

	2023 RMB'000	2022 RMB'000
Cost of inventories sold (Note (i))	1,660,988	1,840,268
Depreciation of property, plant and equipment (Note (ii))	107,359	98,426
Auditor's remuneration:		
— audit services	1,243	1,191
— non-audit services	119	125
Freight charges	78,174	78,552
Short-term lease expenses	1,147	2,741
Impairment loss on inventories	1,937	2,601
Reversal of impairment loss on inventories	(2,635)	(1,888)
Impairment loss on trade receivables	2,737	790
Reversal of impairment loss on trade receivables	(227)	(561)
Exchange loss/(gain), net	608	(351)
Employee benefits expenses (including directors' remuneration):		
— Wages, salaries and benefits	215,262	209,349
— Retirement benefit costs (Note (iii))	28,369	27,975

Notes:

- (i) Cost of inventories sold for the year ended 31 December 2023 mainly included RMB1,141,206,000, RMB102,138,000, RMB39,762,000, RMB132,230,000 and RMB85,362,000 (2022: RMB1,336,989,000, RMB101,928,000, RMB37,335,000, RMB125,743,000 and RMB78,216,000), relating to costs of raw materials consumed, costs of accessories, outsourced production costs, employee benefits expenses and depreciation of property, plant and equipment respectively. The amounts disclosed of employee benefits expenses and depreciation of property, plant and equipment included in cost of inventories sold are also included in the respective total amounts disclosed separately above.
- (ii) Depreciation of property, plant and equipment for the year ended 31 December 2023 includes depreciation of right-of-use assets amounted to RMB29,593,000 (2022: RMB26,203,000) and depreciation of plant and equipment held under finance leases amount to RMB3,391,000 (2022: RMB845,000).
- (iii) For the year ended 31 December 2023, there were neither contributions forfeited by the Group nor had there been any utilisation of such forfeited contributions to reduce future contributions (2022: Nil). As at 31 December 2023, there were no forfeited contributions which were available for utilisation by the Group to reduce the existing level of contributions to the government defined contribution retirement benefit scheme (2022: Nil).

Notes to the Consolidated Financial Statements

For the year ended 31 December 2023

11. DIRECTORS' AND CHIEF EXECUTIVE'S EMOLUMENTS

Details of emoluments of directors of the Company during the year are as follows:

Year ended 31 December 2023

	Fees RMB'000	Salaries and other benefits RMB'000	Discretionary and retirement bonus RMB'000	Contributions to retirement benefits scheme RMB'000	Total RMB'000
Executive directors					
Cheng Hsien-Chun	—	2,252	—	16	2,268
Philip Tan (Note)	692	—	—	—	692
Non-executive director					
Chow Tien-Li	216	—	—	—	216
Independent non-executive directors					
Wang Jisheng	216	—	—	—	216
Kiang Tien Sik	216	—	—	—	216
Su Morley Chung Wu	216	—	—	—	216
	1,556	2,252	—	16	3,824

Year ended 31 December 2022

	Fees RMB'000	Salaries and other benefits RMB'000	Discretionary and retirement bonus RMB'000	Contributions to retirement benefits scheme RMB'000	Total RMB'000
Executive directors					
Cheng Hsien-Chun	—	2,156	—	16	2,172
Philip Tan (Note)	110	—	—	—	110
Non-executive directors					
Chow Tien-Li	207	—	—	—	207
Philip Tan (Note)	259	—	—	—	259
Independent non-executive directors					
Wang Jisheng	207	—	—	—	207
Kiang Tien Sik	207	—	—	—	207
Su Morley Chung Wu	207	—	—	—	207
	1,197	2,156	—	16	3,369

Note: Mr. Philip Tan was redesignated from non-executive director to executive director on 1 November 2022.



Notes to the Consolidated Financial Statements

For the year ended 31 December 2023

11. DIRECTORS' AND CHIEF EXECUTIVE'S EMOLUMENTS (Continued)

The executive director's emoluments shown above were mainly for his services in connection with the management of the affairs of the Company and the Group. The non-executive directors' emoluments shown above were mainly for their services as directors of the Company or its subsidiaries. The independent non-executive directors' emoluments shown above were mainly for their services as directors of the Company.

There was no arrangement under which a director waived or agreed to waive any emoluments during the year (2022: nil).

12. FIVE HIGHEST PAID INDIVIDUALS

Of the five individuals with the highest emoluments in the Group, one (2022: one) was a director of the Company and the remaining four (2022: four) were individuals who are neither a director nor chief executive of the Company. The emoluments of the five highest paid individuals during the year were as follows:

	2023 RMB'000	2022 RMB'000
Salaries and other benefits	6,379	6,211
Retirement benefits scheme contributions and housing fund	371	363
	6,750	6,574

During the year, no emoluments were paid or payable by the Group to the directors or the five highest paid individuals as an inducement to join or upon joining the Group or as compensation for loss of office (2022: Nil).

The emoluments of each of the above highest paid individuals were within the following bands:

	Number of Individuals	
	2023	2022
Nil to HK\$1,000,000	—	—
HK\$1,000,001 to HK\$1,500,000	4	4
HK\$1,500,001 or above	1	1
	5	5



Notes to the Consolidated Financial Statements

For the year ended 31 December 2023

13. INCOME TAX EXPENSE

- (a) The amount of income tax expense in the consolidated statement of comprehensive income represents:

	2023 RMB'000	2022 RMB'000
Current tax		
– Provision for PRC enterprise income tax for the year	15,406	17,492
– Withholding tax on dividends	1,607	3,346
	17,013	20,838
Deferred tax (Note 16)		
– Origination and reversal of temporary differences	(2,572)	(3,217)
Income tax expense	14,441	17,621

No provision of Hong Kong profits tax has been made as the Group has no assessable profits arising in Hong Kong for the years ended 31 December 2023 and 2022.

Provision for PRC enterprise income tax is based on the statutory rate of 25% (2022: 25%) of the assessable profits of the Group as determined in accordance with the relevant income tax rules and regulations of the PRC for the years ended 31 December 2023 and 2022.

According to applicable tax regulations prevailing in the PRC, dividends distributed by a company incorporated in the PRC to foreign investors with respect to profits derived after 1 January 2008 are generally subject to a 10% withholding tax. Under the double taxation arrangement between the PRC and Hong Kong, the relevant withholding tax rate applicable to the Group is reduced from 10% to 5% subject to the fulfilment of certain conditions. On 28 September 2018, China's Ministry of Finance, State Administration of Taxation and National Development and Reform Commission and Ministry of Commerce jointly issued Caishui [2018] No. 102 (Circular 102) to expand the scope of withholding tax deferral treatment on direct reinvestment to all non-prohibited foreign investments. Under the new policy, there is no withholding tax on dividend distributed by a PRC subsidiary if such dividend is reinvested in foreign investments that are not prohibited for foreign investors.



Notes to the Consolidated Financial Statements

For the year ended 31 December 2023

13. INCOME TAX EXPENSE (Continued)

- (b) The income tax expense for the year can be reconciled to the profit before income tax per the consolidated statement of comprehensive income as follows:

	2023 RMB'000	2022 RMB'000
Profit before income tax	36,855	40,442
Tax on profit before income tax, calculated at PRC enterprise income tax rate of 25%	9,214	10,111
Effect of different tax rate of a subsidiary operating in Hong Kong	711	962
Tax effect of expenses not deductible for tax purposes	2,706	2,473
Tax effect of income not taxable for tax purposes	(96)	(82)
Tax effect of tax losses not recognised	299	811
Tax effect of withholding tax on dividends	1,607	3,346
Income tax expense	14,441	17,621

14. BASIC EARNINGS PER SHARE

The basic earnings per share is calculated based on the profit for the year and the weighted average number of ordinary shares during the year as follows:

	2023	2022
Profit for the year (RMB'000)	22,414	22,821
Weighted average number of ordinary shares in issue (in thousand)	300,632	300,632
Basic earnings per share (RMB)	7 cents	8 cents

The calculation of basic earnings per share is based on the profit attributable to equity shareholders of the Company for the year of RMB22,414,000 (2022: RMB22,821,000) and weighted average number of ordinary shares of 300,632,000 in issue during the year (2022: 300,632,000 ordinary shares).

No diluted earnings per share is presented as the Group has no potential ordinary shares for the years ended 31 December 2023 and 2022.

Notes to the Consolidated Financial Statements

For the year ended 31 December 2023

15. PROPERTY, PLANT AND EQUIPMENT

	Buildings RMB'000	Leasehold improvement RMB'000	Plant and machinery RMB'000	Furniture and fixtures RMB'000	Motor vehicles RMB'000	Construction in progress RMB'000	Right-of- use assets RMB'000 (Note a)	Total RMB'000
Cost:								
At 1 January 2022	127,423	83,436	647,587	50,551	1,186	4,028	286,386	1,200,597
Additions	—	21,052	88,724	9,444	456	3,486	86,318	209,480
Disposals	—	—	(35,550)	(3,510)	(326)	—	—	(39,386)
Modification of leases	—	—	—	—	—	—	(4,159)	(4,159)
Written off	—	—	—	—	—	—	(11,838)	(11,838)
Transfer from construction in progress	—	—	3,938	91	—	(4,029)	—	—
Exchange adjustment	—	—	—	4	—	—	56	60
At 31 December 2022 and 1 January 2023	127,423	104,488	704,699	56,580	1,316	3,485	356,763	1,354,754
Additions	—	777	19,477	4,885	90	1,093	44,656	70,978
Disposals	—	—	(8,340)	(1,713)	(61)	—	—	(10,114)
Modification of lease	—	—	—	—	—	—	(1,651)	(1,651)
Transfer from construction in progress	—	—	3,454	32	—	(3,486)	—	—
Exchange adjustment	—	—	—	1	—	—	14	15
At 31 December 2023	127,423	105,265	719,290	59,785	1,345	1,092	399,782	1,413,982
Accumulated depreciation:								
At 1 January 2022	79,600	25,438	306,827	35,460	758	—	56,784	504,867
Charge for the year	5,549	6,289	54,833	5,335	217	—	26,203	98,426
Eliminated on disposals	—	—	(26,682)	(3,272)	(300)	—	—	(30,254)
Modification of leases	—	—	—	—	—	—	(1,060)	(1,060)
Eliminated on written off	—	—	—	—	—	—	(11,838)	(11,838)
Exchange adjustment	—	—	—	4	—	—	30	34
At 31 December 2022 and 1 January 2023	85,149	31,727	334,978	37,527	675	—	70,119	560,175
Charge for the year	5,549	6,832	59,071	6,130	184	—	29,593	107,359
Eliminated on disposals	—	—	(5,884)	(1,595)	(7)	—	—	(7,486)
Exchange adjustment	—	—	—	1	—	—	5	6
At 31 December 2023	90,698	38,559	388,165	42,063	852	—	99,717	660,054
Net carrying amount:								
At 31 December 2023	36,725	66,706	331,125	17,722	493	1,092	300,065	753,928
At 31 December 2022	42,274	72,761	369,721	19,053	641	3,485	286,644	794,579



Notes to the Consolidated Financial Statements

For the year ended 31 December 2023

15. PROPERTY, PLANT AND EQUIPMENT (Continued)

(a) Right-of-use assets

The analysis of the net carrying amount of right-of-use assets by class of underlying asset is as follows:

	Note	2023 RMB'000	2022 RMB'000
Ownership interests in leasehold land held for own use, carried at amortised cost, with remaining lease term of:			
— Between 10 and 50 years	(i)	8,974	9,258
Other properties leased for own use	(ii)	291,091	277,386
		300,065	286,644

The analysis of expense items in relation to leases recognised in profit or loss is as follows:

		2023 RMB'000	2022 RMB'000
Depreciation charge of right-of-use assets by class of underlying asset:			
Ownership interests in leasehold land held for own use		284	284
Other properties leased for own use		29,309	25,919
		29,593	26,203
Interest on lease liabilities (Note 9)		16,715	14,722
Expense relating to short-term leases (Note 10)		1,147	2,741

During the year, gross carrying amount of additions to right-of-use assets and lease modification of right-of-use assets of the leases were RMB44,656,000 (2022: RMB86,318,000) and RMB1,651,000 (2022: RMB3,099,000) respectively.

Details of total cash outflow for leases and the maturity analysis of lease liabilities are set out in Notes 30(b) and 25 respectively.



Notes to the Consolidated Financial Statements

For the year ended 31 December 2023

15. PROPERTY, PLANT AND EQUIPMENT (Continued)

(a) Right-of-use assets (Continued)

(i) Ownership interests in leasehold land held for own use

The Group holds several industrial buildings for its business, where its manufacturing facilities are primarily located. The Group is the registered owner of these property interests, including the whole or part of undivided share in the underlying land. Lump sum payments were made upfront to acquire these property interests from their previous registered owners, and there are no ongoing payments to be made under the term of land lease, other than payments based on rateable values set by the relevant government authorities. These payments vary from time to time and are payable to the relevant government authorities. As at 31 December 2023 and 2022, the Group's leasehold land, upon which the Group's buildings classified as property, plant and equipment are situated, are held for own use and situated in the PRC. The leasehold land has been pledged to secure the banking facilities granted to the Group as at 31 December 2023 and 2022 (Note 19).

(ii) Other properties leased for own use

The Group has obtained the right to use other properties as its factory plant and office premises through lease arrangements. The leases typically run for an initial period of 2 to 15 years (2022: 2 to 15 years). Leases of other properties leased for own use comprise only fixed payments over the lease terms.

- (b) As at 31 December 2023 and 2022, the Group's buildings were situated in the PRC and were used by the Group for its operations.
- (c) As at 31 December 2023, the net carry amounts of Group's plant and equipment held under finance leases were RMB31,456,000 (2022: RMB34,847,000).
- (d) As at 31 December 2023, the Group's buildings with net carrying amount of RMB36,725,000 (2022: RMB42,274,000) were pledged to secure the banking facilities granted to the Group (Note 19).
- (e) As at 31 December 2023, the net carrying amount of the Group's plant and equipment pledged under sales and leaseback arrangements (Notes 19 and 23(b)) were RMB41,237,000 (2022: RMB Nil).



Notes to the Consolidated Financial Statements

For the year ended 31 December 2023

16. DEFERRED TAX ASSETS

Details of the deferred tax assets recognised in the consolidated statement of financial position and movements during the year are as follows:

	Impairment and provision	Tax losses	Total
	RMB'000	RMB'000	RMB'000
At 1 January 2022	2,298	10,454	12,752
(Charged)/credited to profit or loss	(135)	3,352	3,217
At 31 December 2022 and 1 January 2023	2,163	13,806	15,969
(Charged)/credited to profit or loss	(370)	2,942	2,572
At 31 December 2023	1,793	16,748	18,541

As at 31 December 2023, the Group had unused tax losses of approximately RMB89,368,000 (2022: RMB76,404,000) available for offset against future profits.

As at 31 December 2023, deferred tax asset has been recognised in respect of such tax losses of approximately RMB66,995,000 (2022: RMB55,224,000) while no deferred tax asset has been recognised in respect of the remaining tax losses of approximately RMB22,373,000 (2022: RMB21,180,000) due to unpredictability of future profits streams.

The unused tax losses will be available within five years for offsetting against future taxable profits of the companies in which the losses arose.

As at 31 December 2023, no deferred tax liabilities had been provided for retained profits of approximately RMB3,025,000 (2022: RMB4,065,000). The Group expected that these profits would be retained by the PRC subsidiaries and/or reinvested in these subsidiaries by the Group in the foreseeable future. In accordance with Caishui [2018] No.102 (Circular 102) as detailed in Note 13 to the consolidated financial statements, there is no tax consequence on the dividends distributed by the PRC subsidiaries if such dividends will be reinvested in the PRC subsidiaries.

Notes to the Consolidated Financial Statements

For the year ended 31 December 2023

17. INVENTORIES

	2023 RMB'000	2022 RMB'000
Raw materials	95,941	77,417
Work in progress	2,927	3,386
Finished goods	16,959	15,847
Consumables	14,547	14,833
	130,374	111,483

As at 31 December 2023, accumulated impairment loss on inventories amounted to RMB2,075,000 (2022: RMB2,773,000).

During the 31 December 2023, the Group recognised in profit or loss the impairment loss on inventories of RMB1,937,000 (2022: RMB2,601,000), and reversed impairment loss on inventories of RMB2,635,000 (2022: RMB1,888,000) as the Group subsequently sold these inventories above their carrying amounts.

18. TRADE AND OTHER RECEIVABLES

	2023 RMB'000	2022 RMB'000
Trade receivables	535,425	576,224
Less: allowance for impairment losses	(5,118)	(5,879)
	530,307	570,345
Bills receivables	17,128	24,767
	547,435	595,112
Other receivables	1,907	6,549
Deposits	21,083	21,382
Prepayments	17,364	12,599
	587,789	635,642

As at 31 December 2023 and 2022, bills receivables would mature within 180 days and were not past due.



Notes to the Consolidated Financial Statements

For the year ended 31 December 2023

18. TRADE AND OTHER RECEIVABLES (Continued)

The ageing analysis of trade and bills receivables (net of impairment losses) as at 31 December 2023 and 2022, based on invoice dates, is as follows:

	2023 RMB'000	2022 RMB'000
Within 1 month	257,698	271,340
Over 1 month but within 3 months	229,695	258,848
Over 3 months but within 1 year	60,042	64,924
	547,435	595,112

The average credit period on sales of goods is 30–120 days from the invoice date. The Group recognised impairment loss based on the accounting policy stated in Note 4(d)(ii) to the consolidated financial statements. Further details of the Group's credit policy and credit risk arising from trade and bills receivable, financial assets included in other receivables and deposits are set out in Note 33(a) to the consolidated financial statements.

19. PLEDGE OF ASSETS

As at 31 December 2023 and 2022, the Group pledged the following assets to secure bills payable, banking facilities granted to the Group and sale and leaseback arrangements with a related company. The carrying amounts of these assets are analysed as follows:

	2023 RMB'000	2022 RMB'000
Property, plant and equipment	77,962	42,274
Right-of-use assets of leasehold land	8,974	9,258
Pledged deposits	11,250	20,850
	98,186	72,382



Notes to the Consolidated Financial Statements

For the year ended 31 December 2023

20. BANK BALANCES AND CASH

Cash at banks earns interest at floating rates based on daily bank deposit rates. Short-term time deposits are made for varying periods of between one day and three months depending on the immediate cash requirements of the Group, and earn interest at the respective short-term time deposit rates. The bank balances are deposited with creditworthy banks with no recent history of default.

At the end of reporting period, bank balance and cash of the Group denominated in RMB amount to RMB144,210,000 (2022: RMB90,965,000). RMB is not freely convertible into other currencies, however, under Mainland China's Foreign Exchange Control Regulations and Administration of Settlement, Sale and Payment of Foreign Exchange Regulations, the Group is permitted to exchange RMB for other currencies through banks authorised to conduct foreign exchange business.

21. TRADE AND OTHER PAYABLES

	2023 RMB'000	2022 RMB'000
Trade payables	202,234	187,549
Bills payables	56,250	56,250
Accruals and other payables	63,888	87,352
	322,372	331,151

As at 31 December 2023, the Group's pledged deposits of RMB11,250,000 (2022: RMB11,250,000) was pledged to secure certain bills payables.

All trade and other payables are due to be settled within twelve months.

The ageing analysis of trade and bills payables, based on the invoice dates, as at 31 December 2023 and 2022 is as follows:

	2023 RMB'000	2022 RMB'000
Within 1 month	154,724	130,547
Over 1 month but within 3 months	76,231	79,685
Over 3 months but within 1 year	27,529	33,567
	258,484	243,799



Notes to the Consolidated Financial Statements

For the year ended 31 December 2023

22. CONTRACT LIABILITIES

The Group recognised the following revenue-related contract liabilities which will be expected to be recognised within one year:

	2023 RMB'000	2022 RMB'000
Sales of goods	3,110	2,829

It represented amounts received from customers in advance in relation to sales of corrugated packaging products and corrugated sheet board. Revenue is recognised when control of the goods has transferred to the customer, being at the point the goods are delivered to the customer. Payment in advance is normally required for new customers. When the customer made payment in advance of the delivery of products, the transaction price received at that point by the Group is recognised as contract liability until the goods have been delivered to the customer.

The Group has applied the practical expedient in paragraph 121 of IFRS 15 to its customer contracts such that the Group does not disclose information about revenue that the Group will be entitled to when it satisfies the remaining performance obligations under the contracts that have an original expected duration of one year or less.

There were no contract assets as at 31 December 2023 and 2022 recognised in the consolidated statements of financial position.

The following table shows the revenue recognised during the year related to carried-forward contract liabilities:

	2023 RMB'000	2022 RMB'000
Revenue recognised for the year that was included in the contract liabilities balance at the beginning of the year		
Sales of goods	2,829	3,744

Notes to the Consolidated Financial Statements

For the year ended 31 December 2023

23. BANK AND OTHER BORROWINGS

	Notes	2023 RMB'000	2022 RMB'000
Bank loans, secured	(a)	294,592	348,340
Other borrowings, secured	(b)	40,985	—
		335,577	348,340
Categorised as:			
Current liabilities		307,608	348,340
Non-current liabilities		27,969	—
		335,577	348,340

Notes:

- (a) During the year, the average effective interest rates of the Group's bank loans ranged from 3.00% to 3.90% per annum (2022: 3.52% to 3.90% per annum).

Properties with net carrying amount of RMB36,725,000 (2022: RMB42,274,000) were pledged for the Group's banking facilities in connection with the bank loans.

Right-of-use assets of leasehold land with carry amounts of RMB8,974,000 (2022: RMB9,258,000) were pledged to secure certain bank loans.

As at 31 December 2023, no bank deposit was pledged to secure certain bank loans (2022: RMB9,600,000).

As at 31 December 2023 and 2022, all bank loans were scheduled to be repaid within one year.

- (b) As at 31 December 2023, other borrowings represented three sale and leaseback arrangements for plant and equipment entered into with Chongqing Stone Tan Financial Leasing Limited ("Chongqing Stone Tan"), a related company over which one of the controlling shareholders of the Company has significant influence. As at 31 December 2023, the transactions were classified as secured loan financing instead of disposal of the underlying assets as the transfers of the plant and equipment to the buyer-lessor do not satisfy the requirements to be accounted for as a sale of the assets. The carrying amounts of the corresponding plant and equipment pledged under the sale and leaseback arrangements were RMB41,237,000 as at 31 December 2023 (2022: RMB Nil).

As at 31 December 2023, future lease payments are due to the buyer-lessor as follows:

	Minimum lease payments RMB'000	Interest RMB'000	Present value RMB'000
Not later than 1 year	15,760	2,744	13,016
Later than 1 year and not later than 2 years	15,760	1,689	14,071
Later than 2 years and not later than 5 years	14,447	549	13,898
	45,967	4,982	40,985

As at 31 December 2022, future lease payments are due to the buyer-lessor as follows:

	Minimum lease payments RMB'000	Interest RMB'000	Present value RMB'000
Not later than 1 year	—	—	—
Later than 1 year and not later than 2 years	—	—	—
Later than 2 years and not later than 5 years	—	—	—
	—	—	—



Notes to the Consolidated Financial Statements

For the year ended 31 December 2023

24. LOANS FROM IMMEDIATE HOLDING COMPANY

As at 31 December 2023, the Group obtained loans with total principal amount of HK\$90,800,000 (2022: HK\$75,500,000) from its immediate holding company, Pacific Millennium Holdings Limited, and the loans carry interest at One-Month Hong Kong Interbank Offered Rate plus 2.6% per annum. All loans are denominated in Hong Kong Dollars (HK\$), unsecured and are repayable within one year.

On 31 December 2023, immediate holding company granted a deed of waiver to the Group discharging the obligation to repay the outstanding interest expenses of RMB3,609,000.

As at 31 December 2023, the loans from immediate holding company qualified as fully exempt connected transactions under Chapter 14A.90 of the Listing Rules.

25. LEASE LIABILITIES

The following table shows the remaining contractual maturities of the Group's lease liabilities at 31 December 2023 and 2022:

	2023		2022	
	Present value RMB'000	Minimum lease payments RMB'000	Present value RMB'000	Minimum lease payments RMB'000
Not later than 1 year	36,392	51,998	29,970	45,606
Later than 1 year and not later than 2 years	24,349	38,119	33,084	46,657
Later than 2 years and not later than 5 years	79,169	113,009	70,722	102,788
Over 5 years	189,442	225,325	181,390	216,875
	329,352	428,451	315,166	411,926
Less: total future interest expenses		(99,099)		(96,760)
Present value of lease liabilities		329,352		315,166

Note: The balance included lease liabilities of RMB13,116,000 (2022: RMB24,024,000) owing to Chongqing Stone Tan, a related party over which one of the controlling shareholders of the Company has significant influence.

Notes to the Consolidated Financial Statements

For the year ended 31 December 2023

25. LEASE LIABILITIES (Continued)

Set out below are the movement during the year

	2023 RMB'000	2022 RMB'000
As at 1 January	315,166	238,091
Interest	16,715	14,722
Lease payment	(45,541)	(62,625)
Additions	44,656	128,088
Modification of the leases	(1,651)	(3,160)
Exchange realignment	7	50
As at 31 December	329,352	315,166
Less: Current portion	(36,392)	(29,970)
Non-current portion	292,960	285,196

26. SHARE CAPITAL

Authorised and issued share capital

	Number of ordinary shares	Par value HK\$'000	
Ordinary shares of par value of HK\$0.01 each			
Authorised			
At 1 January 2022, 31 December 2022, 1 January 2023 and 31 December 2023	600,000,000	6,000	
	Number	HK\$'000	RMB'000
Issued and fully paid			
At 1 January 2022, 31 December 2022, 1 January 2023 and 31 December 2023	300,632,000	3,006	2,442



Notes to the Consolidated Financial Statements

For the year ended 31 December 2023

27. RESERVES

The Group

The amount of the Group's reserves and movements during the year are presented in the consolidated statement of changes in equity on pages 41 to 42.

The Company

	Share premium RMB'000	Translation reserve RMB'000	Retained earnings RMB'000	Total RMB'000
At 1 January 2022	398,312	(1,486)	12,370	409,196
Profit for the year	—	—	38,491	38,491
Other comprehensive income for the year: Exchange differences on translation of the Company's financial statements into its presentation currency	—	22,267	—	22,267
Total comprehensive income for the year	—	22,267	38,491	60,758
Dividends (Note 31)	—	—	(40,637)	(40,637)
At 31 December 2022 and 1 January 2023	398,312	20,781	10,224	429,317
Profit for the year	—	—	44,973	44,973
Other comprehensive income for the year: Exchange differences on translation of the Company's financial statements into its presentation currency	—	4,482	—	4,482
Total comprehensive income for the year	—	4,482	44,973	49,455
Dividends (Note 31)	—	—	(43,087)	(43,087)
At 31 December 2023	398,312	25,263	12,110	435,685

Notes to the Consolidated Financial Statements

For the year ended 31 December 2023

28. RELATED PARTY TRANSACTIONS

In addition to the transactions detailed elsewhere in the consolidated financial statements, the Group entered into the following transactions with related parties:

Name of related parties	Related party relationship	Type of transaction	Transaction amount	
			2023 RMB'000	2022 RMB'000
Pacific Millennium Holdings Corporation	Immediate holding company	Use of trademarks (Note (iii))	—	—
Pacific Millennium Holdings Corporation	Immediate holding company	Interest expenses on loans (Note (i))	1,128	1,738
Stone Tan China Finance & Invest Co Ltd	One of the controlling shareholders of the Company has significant influence over the entity	Rental paid (Note (i))	—	215
Shanghai Asia Corp. Communications Inc. Limited* 上海寰亞信息技術有限公司	The entity is a subsidiary of one of the controlling shareholders of the Company	Administrative and support charges (Note (i))	283	283
Shanghai Pacific Millennium Asia Corp. Communications Inc. Limited* 上海濟豐寰亞信息技術有限公司	The entity is wholly-owned by a member of the key management personnel of the Group	Domain hosting and support charges (Note (i))	730	713
Shanghai Asia Corp. Communications Inc. Limited* 上海寰亞信息技術有限公司	The entity is a subsidiary of one of the controlling shareholders of the Company	Domain hosting and support charges (Note (i))	1,980	1,980
Chongqing Stone Tan* 重慶談石融資租賃有限公司	One of the controlling shareholders of the Company has significant influence over the entity	Interest expenses on lease liabilities (Note (ii))	1,907	2,665
Chongqing Stone Tan* 重慶談石融資租賃有限公司	One of the controlling shareholders of the Company has significant influence over the entity	Interest expenses on sale and leaseback arrangements (Note (ii))	274	1,348



Notes to the Consolidated Financial Statements

For the year ended 31 December 2023

28. RELATED PARTY TRANSACTIONS (Continued)

Name of related parties	Related party relationship	Type of transaction	Transaction amount	
			2023 RMB'000	2022 RMB'000
Chongqing Stone Tan* 重慶談石融資租賃有限公司	One of the controlling shareholders of the Company has significant influence over the entity	Handling fee in relation to leases (Note (ii))	689	740
Shanghai Pacific Millennium Asia Corp. Communications Inc. Limited* 上海濟豐寰亞信息技術有限公司	The entity is wholly-owned by a member of the key management personnel of the Group	System development and maintenance service charges	105	—
Shanghai Pacific Millennium Asia Corp. Communications Inc. Limited* 上海濟豐寰亞信息技術有限公司	The entity is wholly-owned by a member of the key management personnel of the Group	Domain hosting and support	72	—
Shanghai Vendure New Energy Technology Co., Ltd* 上海沃潔新能源科技有限公司	One of the controlling shareholders of the Company has significant influence over the entity	Consultant service fee	226	—
Tianjin Vendure New Energy Technology Co., Ltd* 天津沃潔新能源有限公司	One of the controlling shareholders of the Company has significant influence over the entity	Electricity fee	446	—

* The English name is for identification only. The official names of the companies are in Chinese.

Notes:

- (i) The transactions were determined with reference to the terms mutually agreed between the Group and the respective counterparty.
- (ii) Details of sale and leaseback and lease arrangements as at 31 December 2023 and 2022 are set out in Notes 23(b) and 25 respectively to the consolidated financial statements.
- (iii) The immediate holding company at nil consideration granted to the Group a non-exclusive licence to use the trademarks in relation to the business of paper and packaging.

The transactions as set out in Note (i) above qualified as fully exempt connected transactions. The sale and leaseback and lease arrangements as set out in Note (ii) above were non-exempt continuing connected transactions. Further details are set out in the section headed "Continuing Connected Transactions" in the Report of Directors. The free use of trademarks owned by the immediate holding company as set out in Note (iii) above qualified as fully exempt continuing connected transaction.

Details of the loans from immediate holding company are set out in Note 24 to the consolidated financial statements.



Notes to the Consolidated Financial Statements

For the year ended 31 December 2023

28. RELATED PARTY TRANSACTIONS (Continued)

During the year ended 31 December 2023, the Group entered into contracts for the acquisition of plant and machinery of RMB30,420,000 under finance lease arrangements with Chongqing Stone Tan. As at 31 December 2023, the said plant and machinery was not yet delivered to the Group. As such, the Group recorded the total finance lease payment up to 31 December 2023 of RMB1,896,000 as prepayments for purchase of property, plant and equipment in the consolidated statement of financial position as at 31 December 2023. The remaining outstanding balances were included in capital commitments in Note 29 to the consolidated financial statements.

The emoluments of key management personnel, comprising the directors of the Company and certain senior management personnel of the Group, during the year were as follows:

	2023 RMB'000	2022 RMB'000
Short-term benefits	6,379	4,766
Retirement benefits scheme contributions and housing fund	371	165
	6,750	4,931

29. CAPITAL COMMITMENTS

The followings are the details of capital expenditure contracted for but not provided for in the consolidated financial statements.

	2023 RMB'000	2022 RMB'000
Commitment for the acquisition of property, plant and equipment	50,345	1,115

30. NOTES SUPPORTING THE CONSOLIDATED STATEMENT OF CASH FLOWS

(a) Major non-cash transactions

- (i) During the year ended 31 December 2022, the Group entered into lease arrangements with Chongqing Stone Tan for the purchase of certain plant and machinery with total capital value at the inception of the leases of RMB41,770,000 (Note 25).
- (ii) During the year ended 31 December 2023, the Group entered into lease arrangements for right-of-use assets of properties leased for own use with a total capital value of inception of RMB44,656,000 (2022: RMB86,318,000) (Notes 15 and 25).



Notes to the Consolidated Financial Statements

For the year ended 31 December 2023

30. NOTES SUPPORTING THE CONSOLIDATED STATEMENT OF CASH FLOWS

(Continued)

(b) Reconciliation of liabilities arising from financing activities

The table below details changes in the Group's liabilities from financing activities, including both cash and non-cash changes. Liabilities arising from financing activities are liabilities for which cash flows were, or future cash flows will be, classified in the Group's consolidated statements of cash flows as cash flows from financing activities.

	Bank and other borrowings (Note 23) RMB'000	Lease liabilities (Note 25) RMB'000	Loans from immediate holding company (Note 24) RMB'000	Total RMB'000
At 1 January 2023	348,340	315,166	69,771	733,277
Changes from financing cash flows:				
Interest paid on bank loans	(12,169)	—	—	(12,169)
Interest paid on sale and leaseback arrangements	(274)	—	—	(274)
Interest paid on loans from immediate holding company	—	—	(1,128)	(1,128)
Repayment of interest element of lease liabilities	—	(16,715)	—	(16,715)
Repayment of capital element of lease liabilities	—	(28,826)	—	(28,826)
Proceeds from loan from immediate holding company	—	—	48,871	48,871
Repayment of loan from immediate holding company	—	—	(32,734)	(32,734)
Proceeds from bank loans	403,616	—	—	403,616
Repayment of bank loans	(415,339)	—	—	(415,339)
Repayment under sale and leaseback arrangements	(1,040)	—	—	(1,040)
Total changes from financing cash flows	(25,206)	(45,541)	15,009	(55,738)
Exchange adjustments	—	7	83	90
Other changes:				
Interest expenses	12,169	—	1,128	13,297
Capitalised borrowing costs	—	80	—	80
New leases	—	44,656	—	44,656
Finance charges on sale and leaseback arrangements	274	—	—	274
Finance charges on lease liabilities	—	16,635	—	16,635
Modification of the leases	—	(1,651)	—	(1,651)
Wavier of loan interest	—	—	(3,609)	(3,609)
Total other changes	12,443	59,720	(2,481)	69,682
At 31 December 2023	335,577	329,352	82,382	747,311

Notes to the Consolidated Financial Statements

For the year ended 31 December 2023

30. NOTES SUPPORTING THE CONSOLIDATED STATEMENT OF CASH FLOW

(Continued)

(b) Reconciliation of liabilities arising from financing activities (Continued)

	Bank and other borrowings (Note 23) RMB'000	Lease liabilities (Note 25) RMB'000	Loans from immediate holding company (Note 24) RMB'000	Total RMB'000
At 1 January 2022	359,407	238,091	61,489	658,987
Changes from financing cash flows:				
Interest paid on bank loans	(12,066)	—	—	(12,066)
Interest paid on sale and leaseback arrangements	(1,348)	—	—	(1,348)
Interest paid on loans from immediate holding company	—	—	(1,738)	(1,738)
Repayment of interest element of lease liabilities	—	(14,722)	—	(14,722)
Repayment of capital element of lease liabilities	—	(47,903)	—	(47,903)
Proceeds from loan from immediate holding company	—	—	26,575	26,575
Repayment of loan from immediate holding company	—	—	(25,456)	(25,456)
Proceeds from bank loans	464,402	—	—	464,402
Repayment of bank loans	(413,900)	—	—	(413,900)
Repayment under sale and leaseback arrangements	(61,569)	—	—	(61,569)
Total changes from financing cash flows	(24,481)	(62,625)	(619)	(87,725)
Exchange adjustments	—	50	7,163	7,213
Other changes:				
Interest expenses	12,066	—	1,738	13,804
Capitalised borrowing costs	—	1,628	—	1,628
New leases	—	128,088	—	128,088
Finance charges on sale and leaseback arrangements	1,348	—	—	1,348
Finance charges on lease liabilities	—	13,094	—	13,094
Modification of the leases	—	(3,160)	—	(3,160)
Total other changes	13,414	139,650	1,738	154,802
At 31 December 2022	348,340	315,166	69,771	733,277



Notes to the Consolidated Financial Statements

For the year ended 31 December 2023

31. DIVIDENDS

	RMB'000
<hr/>	
Year ended 31 December 2023	
— Final dividend of HK\$0.08 per share for 2022	21,064
— Special dividend of HK\$0.08 per share	22,023
<hr/>	
	43,087
<hr/>	
Year ended 31 December 2022	
— Final dividend of HK\$0.08 per share for 2021	19,555
— Special dividend of HK\$0.08 per share	21,082
<hr/>	
	40,637
<hr/>	

The directors of the Company proposed a final dividend of HK\$0.08 (2022: HK\$0.08) per share payable to shareholders whose name appear on the register of members of the Company on 5 July 2024. The final dividend is subject to approval by the shareholders in the annual general meeting of the Company to be held on Tuesday, 18 June 2024. The final dividend of HK\$0.08 per share proposed after the end of the reporting period has not been recognised as a liability in the consolidated statement of financial position.

Final dividend in respect of the year ended 31 December 2022 amounted to HK\$0.08 per share was approved by the shareholders in the annual general meeting of the Company held on 21 June 2023 (2022: final dividend of HK\$0.08 per share for the year ended 31 December 2021). The final dividend of HK\$0.08 per share of RMB21,064,000 (after exchange realignment) was paid on 21 July 2023.

The special dividend of HK\$0.08 per share of RMB22,023,000 (after exchange realignment) was declared on 29 August 2023 and was paid on 15 December 2023.



Notes to the Consolidated Financial Statements

For the year ended 31 December 2023

32. CAPITAL RISK MANAGEMENT

The Group's objective when managing capital is to safeguard the Group's ability to continue as a going concern, so that it can continue to provide returns for shareholders and benefits for other stakeholders.

The Group actively and regularly reviews and manages its capital structure to maintain a balance between the higher shareholders' returns that might be possible with higher levels of indebtedness (including bank and other borrowings, loans from immediate holding company and lease liabilities) and the advantages and security afforded by a sound capital position, and makes adjustments to the capital structure in light of changes in economic conditions.

The net debt-to-equity percentage at the end of each reporting period was as follows:

	2023 RMB'000	2022 RMB'000
Indebtedness	747,311	733,277
Less: Bank and cash balances (including pledged deposits)	(156,552)	(119,619)
Net indebtedness	590,759	613,658
Total equity	585,382	602,546
Net debt-to-equity percentage	101%	102%

33. FINANCIAL RISK MANAGEMENT

The Group's major financial instruments include trade receivables, bills receivable and other receivables, bank balances and cash, pledged deposits, trade and other payables, bank and other borrowings, lease liabilities and loans from immediate holding company. Details of the financial instruments are disclosed in respective notes. The risks associated with certain of these financial instruments include credit risk, liquidity risk, interest rate risk and currency risk. The policies on how to mitigate these risks are set out below. Management manages and monitors these exposures to ensure appropriate measures are implemented on a timely and effective manner.

These risks are limited by the Group's financial management policies and practices described below.

(a) Credit risk

Credit risk refers to the risk that counterparty will default on its contractual obligations resulting in financial loss to the Group. The Group has adopted a policy of merely dealing with creditworthy counterparties, as a means of mitigating the risk of financial loss from defaults.

At the end of each reporting period, the maximum exposure to credit risk is represented by the carrying amount of each financial asset in the consolidated statements of financial position after deducting any impairment allowance.



Notes to the Consolidated Financial Statements

For the year ended 31 December 2023

33. FINANCIAL RISK MANAGEMENT (Continued)

(a) Credit risk (Continued)

The credit risk on bank balances, pledged deposits and bills receivables is low as the counterparties are reputable financial institutions.

In order to minimise credit risk in respect of trade receivables and other receivables, the management has a credit policy in place and the exposures to these credit risks are monitored on an ongoing basis. Credit evaluations of its customers' financial position and condition are performed on each and every major customer periodically. These evaluations focus on the customer's past history of making payments when due and current ability to pay, and take into account information specific to the customer as well as pertaining to the economic environment in which the customer operates. The Group does not obtain collateral from customers.

In respect of trade receivables, the Group's exposure to credit risk is influenced mainly by the individual characteristics of each customer. The default risk of the industry and country in which customers operate also has an influence on credit risk. As at each of the reporting date, the Group has no concentration of credit risk. 16% (2022: 14%) of the trade receivables were due from the five largest customers of the Group, all of which have long term business relationships with the Group. The directors of the Company believe that the credit risk of trade receivables is not significant.

The following table provides information about the Group's exposure to credit risk and ECLs for trade receivables as at 31 December 2023 and 2022:

As at 31 December 2023

	Weighted average lifetime ECLs rate	Gross carrying amount RMB'000	Lifetime ECLs RMB'000	Net carrying amount RMB'000
Collective assessment				
Not past due	0.21%	503,024	(1,079)	501,945
Past due				
1-90 days	0.25%	27,251	(68)	27,183
91-180 days	3.84%	1,044	(40)	1,004
181-270 days	42.18%	296	(125)	171
		531,615	(1,312)	530,303
Individual assessment	99.89%	3,810	(3,806)	4
Total		535,425	(5,118)	530,307

Notes to the Consolidated Financial Statements

For the year ended 31 December 2023

33. FINANCIAL RISK MANAGEMENT (Continued)

(a) Credit risk (Continued)

As at 31 December 2022

	Weighted average lifetime ECLs rate	Gross carrying amount RMB'000	Lifetime ECLs RMB'000	Net carrying amount RMB'000
Collective assessment				
Not past due	0.001%	537,464	(5)	537,459
Past due				
1–90 days	0.01%	32,212	(3)	32,209
91–180 days	20%	690	(138)	552
181–270 days	68.58%	395	(270)	125
		570,761	(416)	570,345
Individual assessment	100%	5,463	(5,463)	—
Total		576,224	(5,879)	570,345

There is no material change in the ECLs rates for trade receivables aged past due between 91–180 days as at 31 December 2023 and 2022 mainly due to no significant change in the gross carrying amount of trade receivables based on which the ECLs rates are determined. The ECLs rates also incorporate forward-looking information with reference to general macroeconomic conditions that may affect the ability of the debtors to settle receivables.

The following table reconciles the movement in allowance for impairment loss of trade receivables which are not credit-impaired during the year:

	2023 RMB'000	2022 RMB'000
At beginning of year	5,879	7,132
Impairment loss recognised	2,737	790
Reversal of impairment loss previously recognised	(227)	(561)
Written off	(3,271)	(1,482)
At end of year	5,118	5,879



Notes to the Consolidated Financial Statements

For the year ended 31 December 2023

33. FINANCIAL RISK MANAGEMENT (Continued)

(a) Credit risk (Continued)

For other receivables and deposits, the directors of the Company periodically assess individually the recoverability of deposits and other receivables based on historical settlement records, past experience and also quantitative and qualitative information including forward-looking information available without undue cost or effort at reporting date. The directors of the Company believe that there is no significant increase in credit risk of these amounts since initial recognition and the Group provided impairment based on 12-months ECLs. For the years ended 31 December 2023 and 2022, the Group assessed the ECLs for deposits and other receivables were insignificant and thus no loss allowance was recognised.

(b) Liquidity risk

Each company within the Group is responsible for its own cash management, including the raising of loans to cover expected cash demands, subject to approval by the directors of the Company when proposed borrowings exceed certain predetermined authorised levels. The Group's policy is to regularly monitor its current and expected liquidity requirements to ensure that it maintains sufficient reserves of cash to meet its liquidity requirements in the short and longer term.

The following table details the Group's remaining contractual maturity for its non-derivative financial liabilities as at the end of each reporting period, which are based on undiscounted cash flows (including interest payments computed using contractual rates or, if floating, based on rates current at the reporting date) and the earliest date the Group can be required to pay.

	Carrying amount RMB'000	Total contractual undiscounted cash flows RMB'000	On demand or within 1 year RMB'000	More than 1 year but less than 5 years RMB'000	More than 5 years RMB'000
As at 31 December 2023					
Trade and other payables	313,711	313,711	313,711	—	—
Bank and other borrowings	335,577	346,801	316,594	30,207	—
Loans from immediate holding company	82,382	85,879	85,879	—	—
Lease liabilities	329,352	428,451	51,998	151,128	225,325
	1,061,022	1,174,842	768,182	181,335	225,325
As at 31 December 2022					
Trade and other payables	302,772	302,772	302,772	—	—
Bank and other borrowings	348,340	358,065	358,065	—	—
Loans from immediate holding company	69,771	71,097	71,097	—	—
Lease liabilities	315,166	411,926	45,606	149,445	216,875
	1,036,049	1,143,860	777,540	149,445	216,875

Notes to the Consolidated Financial Statements

For the year ended 31 December 2023

33. FINANCIAL RISK MANAGEMENT (Continued)

(c) Interest rate risk

Cash flow interest rate risk is the risk that the cash flows of the financial instruments will fluctuate because of changes in market interest rates. Fair value interest rate risk is the risk that the fair value of the financial instruments will fluctuate because of changes in market interest rates.

The following table details the interest rate profile of the Group's borrowings at the end of each reporting period.

	2023		2022	
	Effective interest rate	RMB'000	Effective interest rate	RMB'000
Fixed rate borrowings:				
Bank loans, secured	3.74%	294,592	3.85%	348,340
Other borrowings, secured	7.82%	40,985	—	—
Lease liabilities	9.64%	329,352	9.64%	315,166
		664,929		663,506
Floating rate borrowings:				
Loans from immediate holding company	3.26%–8.03%	82,382	3.26%–3.83%	69,771
		747,311		733,277

Details of the Group's borrowings are disclosed in Notes 23, 24 and 25 to the consolidated financial statements.

Sensitivity analysis on interest rate risk on loans from immediate holding company

The following table illustrates the approximate change in the Group's profit for the year and retained profits in response to reasonably possible changes in interest rates at 31 December 2023 with all other variables held constant:

	2023	2022
	RMB'000	RMB'000
Increase by 1%	(688)	(583)
Decrease by 1%	688	583

The sensitivity analysis above has been determined assuming that the change in interest rates had occurred at the end of the reporting period and had been applied to the exposure to interest rate risk for loans from immediate holding company in existence at that date. The 100 basis point increase or decrease represents management's assessment of a reasonably possible change in interest rates over the period until the next annual reporting date.



Notes to the Consolidated Financial Statements

For the year ended 31 December 2023

33. FINANCIAL RISK MANAGEMENT (Continued)

(d) Currency risk

The Group is exposed to foreign currency risk primarily through transactions that are denominated in currencies other than the functional currency of each of the Group's entities. The currencies relevant to this risk are primarily US\$ and HK\$.

The following table details the Group's exposure at the end of the reporting period to currency risk arising from recognised assets or liabilities denominated in a currency other than the functional currency of the entity to which it relates.

	2023 RMB'000	2022 RMB'000
<i>Assets or liabilities denominated in HK\$</i>		
Bank balances and cash	382	123
Trade and other payables	(6)	(6)
Loan from immediate holding company	(82,382)	(69,771)
Lease liabilities	(213)	(617)
	(82,219)	(70,271)
<i>Assets or liabilities denominated in US\$</i>		
Bank balances and cash	711	7,682
Trade and other receivables	412	1,097
Trade and other payables	(2,006)	(2,379)
	(883)	6,400
Overall net exposure	(83,102)	(63,871)

Notes to the Consolidated Financial Statements

For the year ended 31 December 2023

33. FINANCIAL RISK MANAGEMENT (Continued)

(d) Currency risk (Continued)

The following table indicates the approximate change in the Group's profit for the year ended 31 December 2023 and 2022 and retained profits in response to reasonably possible changes in the foreign exchange rates to which the Group has significant exposure at the end of each reporting period.

	2023		2022	
	Increase/ (decrease) in foreign exchange rates	Effect on profit for the year and retained profits RMB'000	Increase/ (decrease) in foreign exchange rates	Effect on profit for the year and retained profits RMB'000
HK\$	5%	4,111	5%	3,514
	(5%)	(4,111)	(5%)	(3,514)
US\$	5%	44	5%	312
	(5%)	(44)	(5%)	(312)

The sensitivity analysis has been determined assuming that the change in foreign exchange rates had occurred at the end of each reporting period and had been applied to each of the group entities; exposure to currency risk for both derivative and non-derivative financial instruments in existence at that date, and that all other variables, in particular interest rates, remain constant.

The stated changes represent management's assessment of reasonably possible changes in foreign exchange rates over the relevant period until the next annual reporting date.



Notes to the Consolidated Financial Statements

For the year ended 31 December 2023

34. PARTICULARS OF SUBSIDIARIES

As at each reporting date, the Company has direct and indirect interests in the following subsidiaries, all of which are private limited liability companies:

Name of subsidiary	Date and place of incorporation	Authorised/ registered capital	Proportion of effective equity interest held by the Group		Principal activities, place of operation
			2023	2022	
Pacific Millennium Packaging Holdings Limited ⁽¹⁾⁽⁴⁾ 國際濟豐包裝控股有限公司	12 August 2014, the British Virgin Islands	US\$1	100%	100%	Investment holding, Hong Kong
Pacific Millennium Paper Group Limited ⁽¹⁾⁽⁴⁾ 國際濟豐紙業集團有限公司	21 November 2001, Hong Kong	US\$24,695,524	100%	100%	Investment holding, Hong Kong
上海濟豐包裝紙業有限公司 Shanghai Pacific Millennium Packaging & Paper Industries Co., Ltd. ("SHBP") ⁽²⁾⁽³⁾⁽⁵⁾	29 March 1994, the PRC	RMB246,000,000	100%	100%	Sale of packaging materials, the PRC
青島濟豐包裝紙業有限公司 Qingdao Pacific Millennium Packaging & Paper Industries Co., Ltd. ⁽²⁾⁽⁶⁾	21 March 1996, the PRC	US\$3,000,000	100%	100%	Manufacture and sale of packaging materials, the PRC
蘇州濟豐包裝紙業有限公司 Suzhou Pacific Millennium Packaging & Paper Industries Co., Ltd. ⁽²⁾⁽⁶⁾	23 September 2002, the PRC	US\$4,250,000	100%	100%	Manufacture and sale of packaging materials, the PRC
蕪湖濟豐包裝紙業有限公司 Wuhu Pacific Millennium Packaging & Paper Industries Co., Ltd. ⁽²⁾⁽⁶⁾	14 December 2005, the PRC	US\$1,260,000	100%	100%	Manufacture and sale of packaging materials, the PRC
浙江濟豐包裝紙業有限公司 ZheJiang Pacific Millennium Packaging & Paper Industries Co., Ltd. ⁽²⁾⁽⁶⁾	6 January 2006, the PRC	US\$5,560,000	100%	100%	Manufacture and sale of packaging materials, the PRC
南京濟豐包裝紙業有限公司 Nanjing Pacific Millennium Packaging & Paper Industries Co., Ltd. ⁽²⁾⁽⁶⁾	14 January 2006, the PRC	US\$5,000,000	100%	100%	Manufacture and sale of packaging materials, the PRC
濟豐包裝(上海)有限公司 Pacific Millennium Packaging Corporation ⁽²⁾⁽⁶⁾	10 October 2008, the PRC	US\$500,000	100%	100%	Sale of packaging materials, the PRC
大連濟豐包裝紙業有限公司 Dalian Pacific Millennium Packaging & Paper Industries Co., Ltd. ⁽²⁾⁽⁶⁾	15 November 2007, the PRC	US\$3,000,000	100%	100%	Manufacture and sale of packaging materials, the PRC
天津濟豐包裝紙業有限公司 Tianjin Pacific Millennium Packaging & Paper Industries Co., Ltd. ⁽²⁾⁽⁶⁾	14 February 2007, the PRC	US\$6,000,000	100%	100%	Manufacture and sale of packaging materials, the PRC

Notes to the Consolidated Financial Statements

For the year ended 31 December 2023

34. PARTICULARS OF SUBSIDIARIES (Continued)

Name of subsidiary	Date and place of incorporation	Authorised/ registered capital	Proportion of effective equity interest held by the Group		Principal activities, place of operation
			2023	2022	
瀋陽濟豐包裝紙業有限公司 Shenyang Pacific Millennium Packaging & Paper Industries Co., Ltd. ⁽²⁾⁽⁶⁾	5 September 2013, the PRC	US\$5,000,000	100%	100%	Manufacture and sale of packaging materials, the PRC
江蘇濟豐包裝紙業有限公司 Jiangsu Pacific Millennium Packaging & Paper Industries Co., Ltd. ⁽²⁾⁽⁶⁾	6 July 2015, the PRC	US\$10,000,000	100%	100%	Manufacture and sale of packaging materials, the PRC
常熟濟豐包裝紙業有限公司 Changshu Pacific Millennium Packaging & Paper Industries Co., Ltd. ⁽²⁾⁽⁶⁾	17 November 2015, the PRC	US\$8,000,000	100%	100%	Manufacture and sale of packaging materials, the PRC
廣東濟豐包裝紙業有限公司 Guangdong Pacific Millennium Packaging & Paper Industries Co., Ltd. ⁽²⁾⁽⁶⁾	20 December 2016, the PRC	US\$8,000,000	100%	100%	Manufacture and sale of packaging materials, the PRC
太倉濟豐包裝紙業有限公司 Taicang Pacific Millennium Packaging & Paper Industries Co., Ltd. ("TCBP") ⁽²⁾⁽³⁾⁽⁶⁾	23 August 2017, the PRC	US\$15,000,000	100%	100%	Manufacture and sale of packaging materials, the PRC
山東濟豐包裝有限公司 Shandong Pacific Millennium Packaging Industries Co., Ltd. ⁽²⁾⁽⁶⁾	15 July 2019, the PRC	US\$12,500,000	100%	100%	Manufacture and sale of packaging materials, the PRC
佛山濟豐包裝科技有限公司 Foshan Pacific Millennium Packaging & Technology Co., Ltd. ⁽²⁾⁽⁶⁾	10 November 2020, the PRC	US\$8,000,000	100%	100%	Manufacture and sale of packaging materials, the PRC
安徽濟豐包裝科技有限公司 Anhui Pacific Millennium Packaging & Technology Co., Ltd. ("AHBP") ⁽²⁾⁽³⁾⁽⁶⁾	27 May 2021, the PRC	US\$11,000,000	100%	100%	Manufacture and sale of packaging materials, the PRC
湖州濟豐包裝科技有限公司 Huzhou Pacific Millennium Packaging & Technology Co., Ltd. ("HZBP") ⁽²⁾⁽³⁾⁽⁶⁾	12 July 2023, the PRC	US\$8,500,000	100%	—	Manufacture and sale of packaging materials, the PRC
湖北濟豐包裝有限公司 Hubei Pacific Millennium Packaging & Industries Co., Ltd. ("HBBP") ⁽²⁾⁽³⁾⁽⁶⁾	16 October 2023, the PRC	US\$8,000,000	100%	—	Manufacture and sale of packaging materials, the PRC

(1) The Chinese name is for identification only. The official name of the company is in English.

(2) The English name is for identification only. The official name of the company is in Chinese.

(3) The authorised/registered capital of the respective subsidiaries listed above were fully paid as at 31 December 2023 except for the registered capital of SHBP, TCBP, AHBP, HZBP and HBBP which have paid up capital of RMB245,886,135, RMB66,360,565, RMB20,989,485, RMB15,226,766 and nil respectively.

(4) The legal entity is private limited company.

(5) The legal entity is wholly-foreign owned enterprise.

(6) The legal entity is sino-foreign joint venture.



Notes to the Consolidated Financial Statements

For the year ended 31 December 2023

35. SUMMARY OF FINANCIAL ASSETS AND FINANCIAL LIABILITIES BY CATEGORY

The carrying amounts of the Group's financial assets and financial liabilities as recognised at 31 December 2023 and 2022 are categorised as follows:

	2023 RMB'000	2022 RMB'000
Financial assets		
Financial assets at amortised cost		
Trade receivables, bills receivables, other receivables and deposits	569,715	617,217
Pledged deposits	11,250	20,850
Bank balances and cash	145,302	98,769
	726,267	736,836
Financial liabilities		
Financial liabilities at amortised cost		
Trade and other payables	313,711	302,772
Loans from immediate holding company	82,382	69,771
Bank and other borrowings	335,577	348,340
Lease liabilities	329,352	315,166
	1,061,022	1,036,049

The carrying amounts of the financial assets included above approximate their fair values due to their short term nature.

The carrying values of the financial liabilities (including current portion of bank and other borrowings) included above approximate their fair values due to their short term nature.

The fair values of the non-current portion of bank and other borrowings have been calculated by discounting the expected future cash flows using rates currently available for borrowings with similar terms, credit risk and remaining maturities. The Group's own non-performance risk for bank and other borrowings as at 31 December 2023 and 2022 were assessed to be insignificant. The carrying values of the non-current portion of bank and other borrowings also approximate their fair values as at 31 December 2023 and 2022.

Notes to the Consolidated Financial Statements

For the year ended 31 December 2023

36. HOLDING COMPANY STATEMENT OF FINANCIAL POSITION

	Notes	2023 RMB'000	2022 RMB'000
Non-current asset			
Investments in subsidiaries		168,626	168,626
Current assets			
Amounts due from subsidiaries		269,092	262,745
Prepayments		—	142
Bank balances and cash		415	252
		269,507	263,139
Current liabilities			
Other payables		6	6
Net current assets			
		269,501	263,133
Total assets less current liabilities			
		438,127	431,759
Equity			
Share capital	26	2,442	2,442
Reserves	27	435,685	429,317
Total equity			
		438,127	431,759

Mr. Cheng Hsien-Chun
Director

Mr. Kiang Tien Sik David
Director



Notes to the Consolidated Financial Statements

For the year ended 31 December 2023

37. EVENT AFTER THE REPORTING PERIOD

There was no significant event which took place after 31 December 2023.

38. APPROVAL OF CONSOLIDATED FINANCIAL STATEMENTS

The consolidated financial statements were approved and authorised for issue by the directors on 26 March 2024.



Five-Year Financial Summary

	For the year ended 31 December				
	2023 RMB'000	2022 RMB'000	2021 RMB'000	2020 RMB'000	2019 RMB'000
Results					
Revenue	2,002,406	2,178,409	2,400,426	2,041,606	2,073,856
Profit before income tax	36,855	40,442	62,330	113,219	109,255
Income tax expense	(14,441)	(17,621)	(18,701)	(34,800)	(33,071)
Profit for the year	22,414	22,821	43,629	78,419	76,184
As at 31 December					
	2023 RMB'000	2022 RMB'000	2021 RMB'000	2020 RMB'000	2019 RMB'000
Assets and liabilities					
Total assets	1,661,827	1,682,699	1,642,345	1,487,370	1,670,042
Total liabilities	(1,076,445)	(1,080,153)	(1,011,950)	(839,503)	(1,038,379)
Net assets	585,382	602,546	630,395	647,867	631,663

Note: The summary above does not form part of the audited consolidated financial statements.

The above financial information is a summary of the consolidated results and liabilities of the Group, prepared for the last five years, as extracted from the audited consolidated financial statement of the Group.